

Name: _____

Date: _____

Grade & Class: _____

Learning Objective:

To make the students learn more about a computer mouse, the right way to hold the computer mouse, and it's various functions

A. Which one is a **computer mouse**?



B. Place the options under the correct picture.

It lives in a hole.



It helps to draw.

It eats grains.

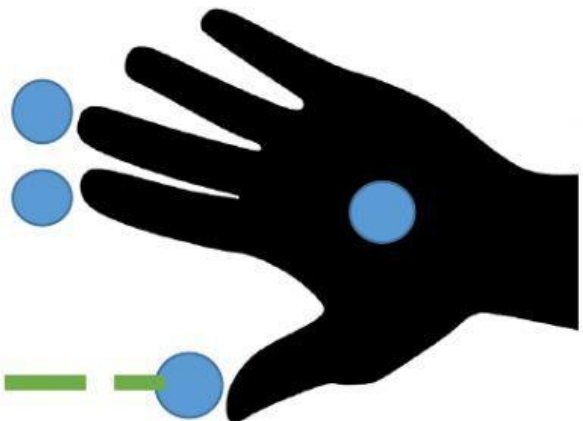
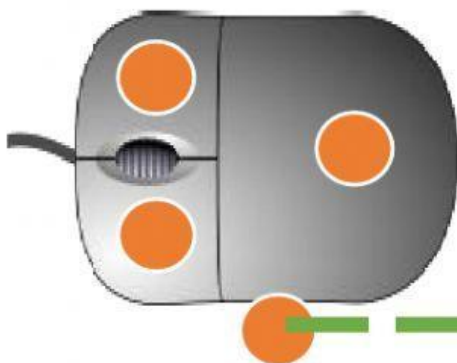
It is kept on a mouse pad.

It runs very fast.

It works on a click



C. Show how to hold the mouse



D. Fill in the blanks with the correct word.

scroll wheel

mouse pad

input





clicking

two

mouse pointer

1. The mouse is an _____ device.
2. A _____ is pad on which you keep and move the mouse.
3. The mouse has _____ buttons.
4. The wheel of the mouse is called _____.
5. The _____ shows your position on the monitor.
6. To press the mouse button is called _____.

E. Look at the pictures carefully. A letter is missing in the word given below each picture. Fill in the missing letters

 <p>MOUSE POI _ TER</p>	 <p>_ OUSE</p>
 <p>C _ ICKING</p>	 <p>MO _ SE P _ D</p>

F. Match the names with the parts of the mouse

