

**PRACTICE WORKSHEET FOR CHECKPOINT-2**  
**PRACTICE ALL THESE QUESTIONS BEFORE ATTEMPTING TO WRITE CHECKPOINT-2**

1. Which card is the FIRST card to insert when using 'Action cards' to code Fateen?

Answer by clicking the correct card.

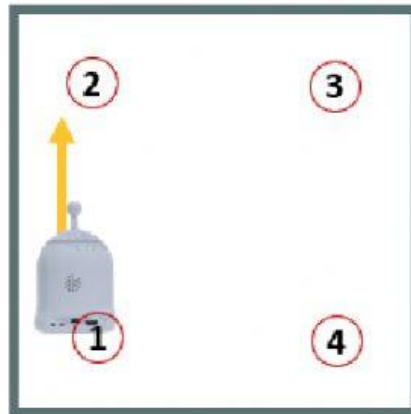


2. What should you do when you FINISH coding Fateen?

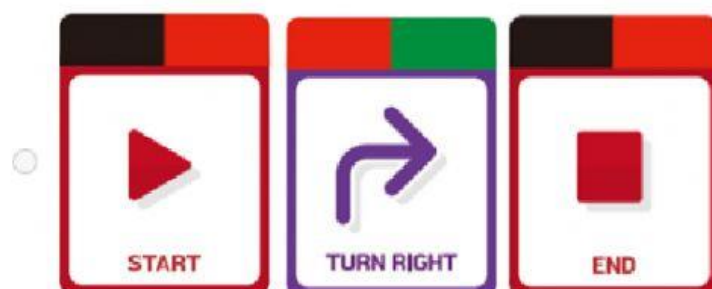

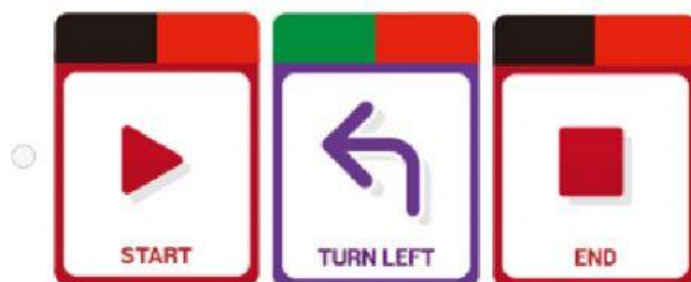
Answer by clicking the correct card.

1. Turn on internet and insert the 'Action cards'.
2. Turn off Fateen and put the cards back in the box.
3. Turn on Fateen and take out all the cards.

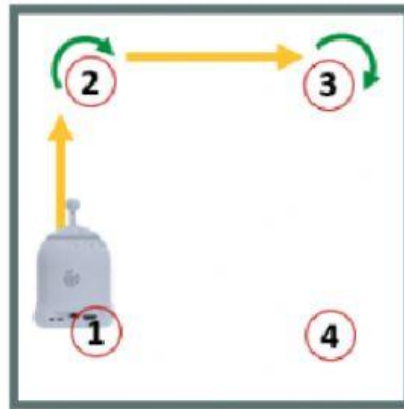
3. How do you code Fateen to move from 1 to 2?



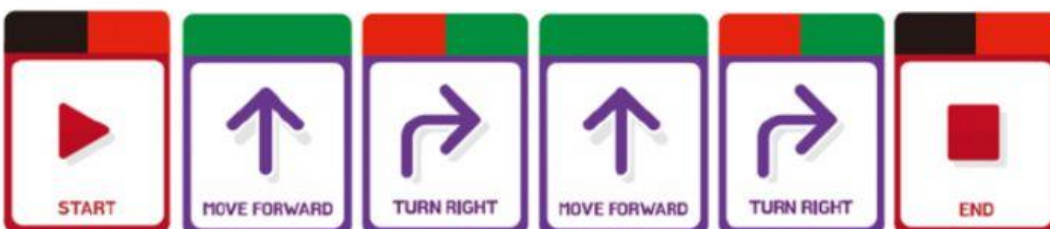
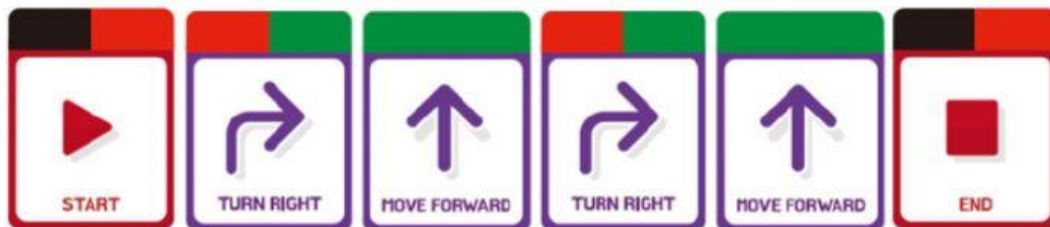
Answer by clicking the correct sequence of cards shown below.



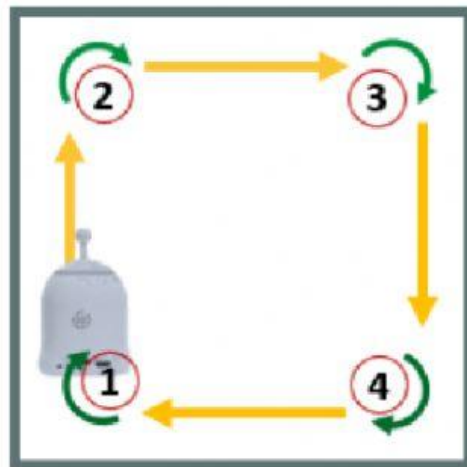
4. How do you code Fateen to move from 1 to 2 and from 2 to 3?



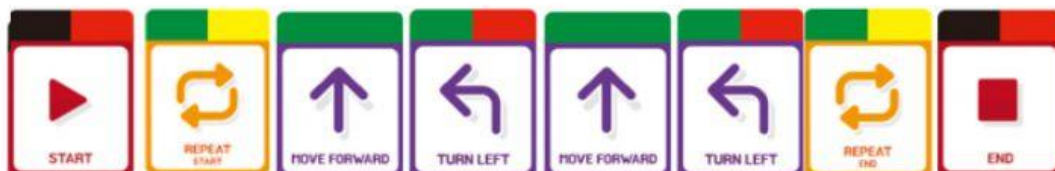
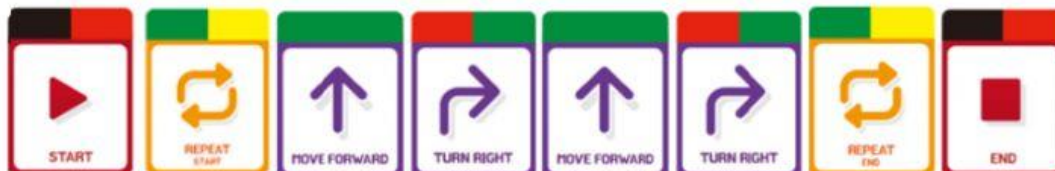
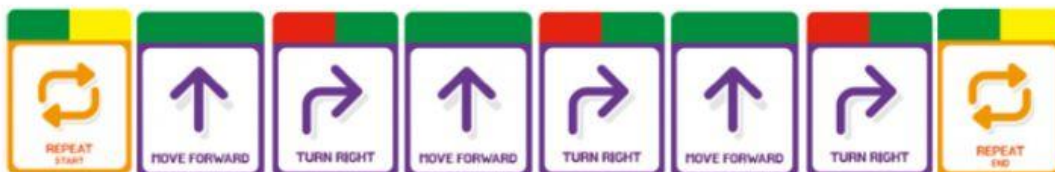
Answer by clicking the correct sequence of cards shown below.



5. How do you code Fateen to move around in the square?



Answer by clicking the correct sequence of cards shown below.



6. An algorithm is a series of steps in order.

Which is the correct algorithm for cooking pasta?

## Algorithms

Answer by clicking the correct sequence of steps shown below .



Step 1



Step 2



Step 3



Step 4



Step 1



Step 2



Step 3



Step 4



Step 1



Step 2



Step 3



Step 4

7. What card will code Fateen to follow the black line?

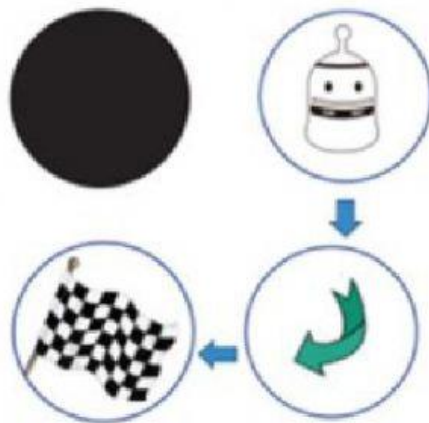


Answer by clicking the correct card.





8. What cards will code Fateen to move to the flag?



Answer by clicking the correct sequence of cards shown below.

