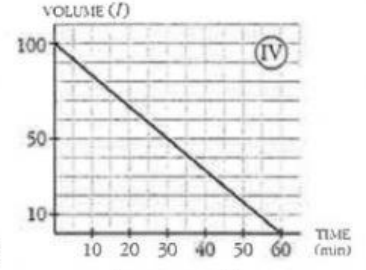
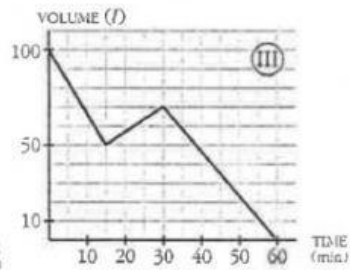
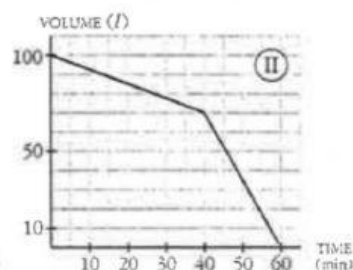
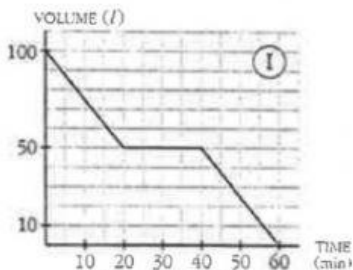


Function Graphs & Word Problems Quiz

1. Four 100 l tanks are emptied in different ways over an hour. Match each function to its description



a. Emptied at a constant rate.

b. At the beginning the water drained out slowly, but later it drained much faster.

c. After being half emptied the drain was plugged for 20 min, then it was unplugged and the tank continued to empty.

d. After being half emptied the drain was plugged and water from a tap was allowed to run into it for 15 min. It was then drained until it was empty.

2. Four tanks were filled using a constant flow of water from a tap. We noted down the water's height in each tank as time progressed and created the graphs. Match each tank to the appropriate graph.

