














































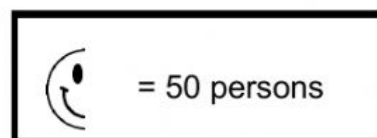
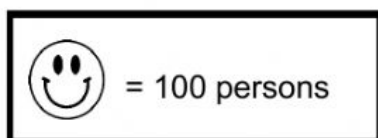


PICTOGRAM – Exercise #1

The MC Buccaneer recorded the number of persons who attended cruises during the week of July 2020. Fill in the pictograph below and answer the following questions.

Day	Number of Persons	Frequency
Monday	     	
Tuesday	    	
Wednesday	     	
Thursday	    	
Friday	        	
Saturday	        	
Sunday	      	
Total		



1. On which day did the MC Buccaneer have the **MOST** persons?

2. On which day did the MC Buccaneer have the **FEWEST** persons?

3. How many persons attended a cruise on the MC Buccaneer from Tuesday to Thursday? _____
4. How many persons attended a cruise on the MC Buccaneer during the weekend? _____
5. How many persons did they need on Tuesday to be equal to those on Sunday?

6. What is the difference between the number of persons that attended a cruise on Wednesday to those on Friday? _____
7. What is the total number of persons that attended a cruise from Monday to Friday? _____
8. If the entrance fee to a cruise is \$10.00 per person, how much did the MC Buccaneer Party Boat earn on Thursday?
