

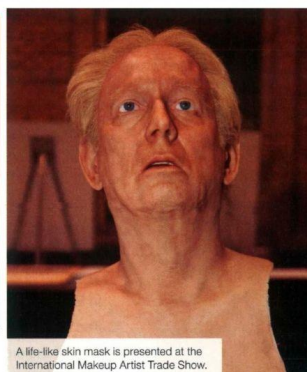

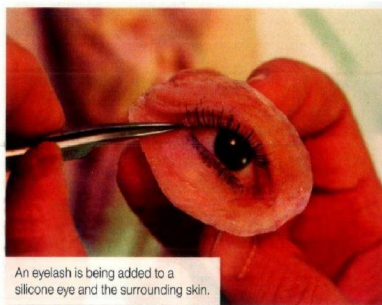
Before Viewing

A | Using a Dictionary. Look at the words in the box. You will hear these words and phrases in the video. Write each word or phrase from the box next to the correct definition. Use your dictionary to help you.

gooey inject mummy silicone special effects

1. _____ (n.) a rubber-like material
2. _____ (adj.) soft and sticky
3. _____ (n.) a dead body wrapped in cloth as in ancient Egyptian tombs
4. _____ (n.) in movies, unusual images or sounds created using special techniques
5. _____ (v.) to force a liquid into something

B | Predicting Content. Look at the photos on pages 52 and 53 and read the captions. How do you think a skin mask is made? Discuss your ideas with the class.



While Viewing

A | Watch the video and choose the correct answer to each question.

1. Where are the people in the video?
 - a. They are in a hospital.
 - b. They are in a special-effects studio.
 - c. They are in a room in Mike's home.
2. Why does the narrator say that Cassandra is brave?
 - a. Because modeling for the skin mask is uncomfortable.
 - b. Because she had cosmetic surgery on her face.
 - c. Because she is the first model for a new type of skin mask.
3. How will the skin mask likely be used?
 - a. To fool Cassandra's friends
 - b. To demonstrate cosmetic surgery
 - c. For special effects in a movie

B | Sequencing Events. Watch the video again. Put the steps for making a skin mask in the correct order from 1 to 9.

- _____ a. The artists create a series of positive and negative masks.
- _____ b. The mixture is injected into the master mold.
- 1 c. A cap is placed on Cassandra's hair.
- _____ d. Her face is wrapped in bandages.
- _____ e. The artists mix soft silicone and then color it with chemicals.
- _____ f. Vaseline is brushed over her eyebrows and eyelashes.
- _____ g. Makeup, eyebrows, and eyelashes are added to the skin mask.
- _____ h. The hardened material comes off.
- _____ i. Artists paint her face in quick-drying silicone.