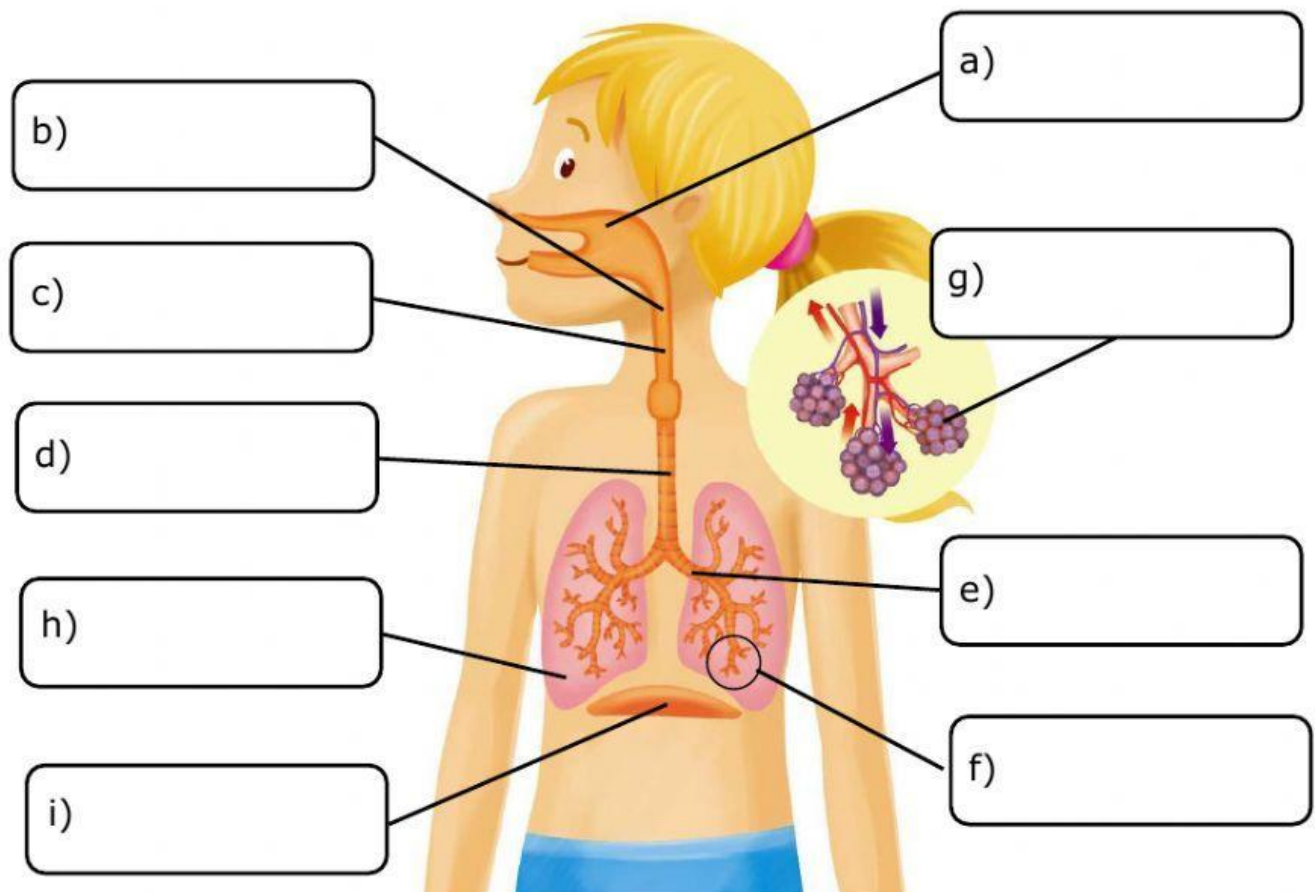


NAME: _____ List No. _____

1. Label the parts of the respiratory system.

Bronchioles	Nasal cavity		Alveoli	pharynx
Larynx	Lungs	Trachea	diaphragm	Bronchi

2. Complete the text.

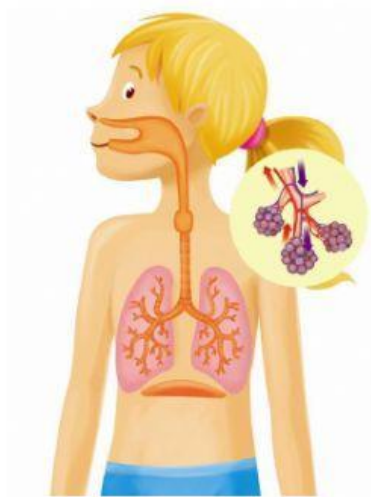
• contracts
• carbon dioxide

• smaller
• relaxes

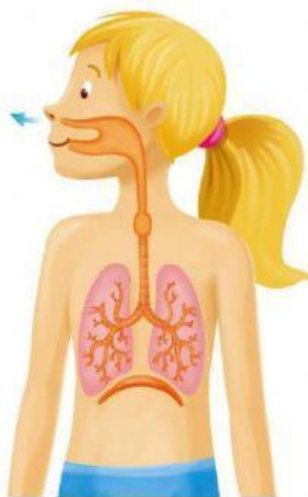
• oxygen
• bigger

- During **inhalation** the diaphragm (a)_____ and the lungs get (b)_____. They fill with air from the nasal cavity.
- Along the **gas exchange**, the (c)_____ we inhale passes through the alveoli and into the blood. At the same time, (d)_____ passes from the blood into the lungs.
- During **exhalation**, the diaphragm (e) _____ and the lungs get(f) _____. This pushes carbon dioxide out of the body.

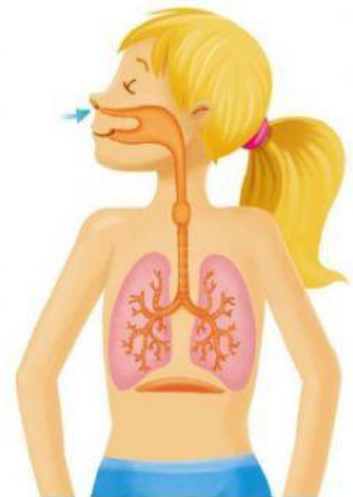
3. Label the three phases of the respiration process on the correct picture and number them.



○ a) _____



○ b) _____



○ c) _____