

WORKSHEET

CLASS:II \_\_\_\_


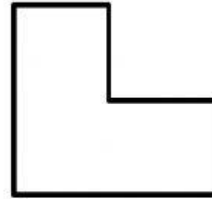

TOPIC: LINES AND LINES

SUB: MATHS

NAME: \_\_\_\_\_


DATE: \_\_\_\_\_

1. Tick (✓) the objects with straight lines and cross(x) the objects with curved lines.



2. Draw the lines.


a) Slanting line



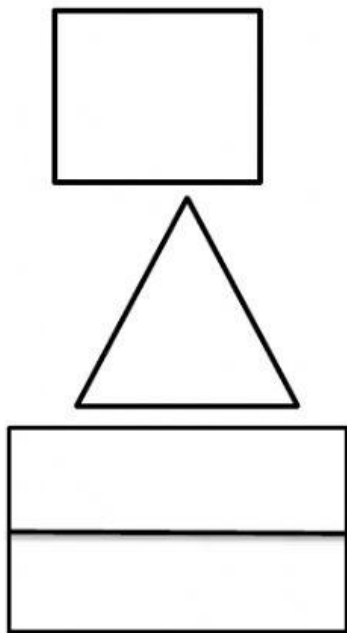
b) Sleeping line



c) Standing line



3. Count the number of lines in the following figure.



a) Standing lines \_\_\_\_\_

b) Sleeping lines \_\_\_\_\_

c) Slanting lines \_\_\_\_\_

a) Standing lines \_\_\_\_\_

b) Sleeping lines \_\_\_\_\_

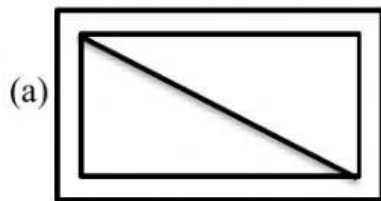
c) Slanting lines \_\_\_\_\_

a) Standing lines \_\_\_\_\_

b) Sleeping lines \_\_\_\_\_

c) Slanting lines \_\_\_\_\_

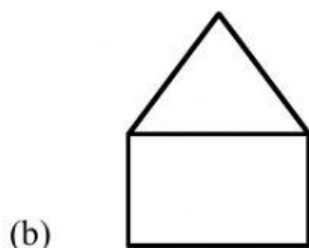
4. Count the number of horizontal lines, vertical lines and slanting lines in the blanks.



Horizontal line: \_\_\_\_\_

Vertical Line: \_\_\_\_\_

Slanting line: \_\_\_\_\_



Horizontal line: \_\_\_\_\_

Vertical Line: \_\_\_\_\_

Slanting line: \_\_\_\_\_



Horizontal line: \_\_\_\_\_

Vertical line: \_\_\_\_\_

Slant line: \_\_\_\_\_

