











Cut and paste the correct time below each clock.

 <div style="border: 1px dashed black; height: 40px; width: 150px; margin-top: 10px;"></div>	 <div style="border: 1px dashed black; height: 40px; width: 150px; margin-top: 10px;"></div>	 <div style="border: 1px dashed black; height: 40px; width: 150px; margin-top: 10px;"></div>	
 <div style="border: 1px dashed black; height: 40px; width: 150px; margin-top: 10px;"></div>	 <div style="border: 1px dashed black; height: 40px; width: 150px; margin-top: 10px;"></div>	 <div style="border: 1px dashed black; height: 40px; width: 150px; margin-top: 10px;"></div>	
 <div style="border: 1px dashed black; height: 40px; width: 150px; margin-top: 10px;"></div>	 <div style="border: 1px dashed black; height: 40px; width: 150px; margin-top: 10px;"></div>	 <div style="border: 1px dashed black; height: 40px; width: 150px; margin-top: 10px;"></div>	 <div style="border: 1px dashed black; height: 40px; width: 150px; margin-top: 10px;"></div>

© Carson-Dellosa Publ. CD-0805

6:00 6 o'clock	2:00 2 o'clock	8:00 8 o'clock	7:00 7 o'clock	1:00 1 o'clock
9:00 9 o'clock	10:00 10 o'clock	3:00 3 o'clock	12:00 12 o'clock	4:00 4 o'clock