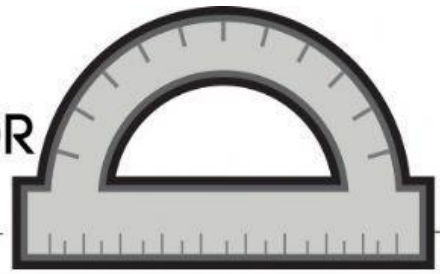


# USAMOS EL TRANSPORTADOR

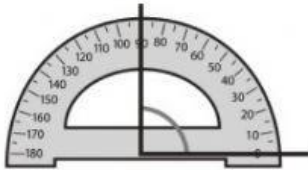
Nombre \_\_\_\_\_



## RECUERDA

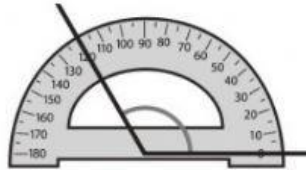
La medida de un ángulo se expresa en grados y se mide con el transportador.

1.- ¿Cuánto mide cada ángulo? Elige la opción correcta.



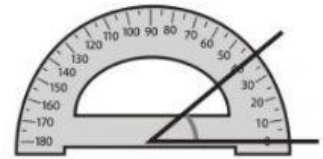
90°

90




120

120°




40°

40




60°

60



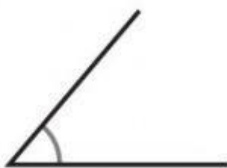
100

100°



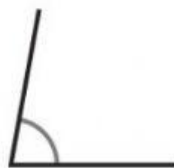
130°

130



50°

130°



100°

80°



110°

70°



30°

150°



90°

90



40°

140°