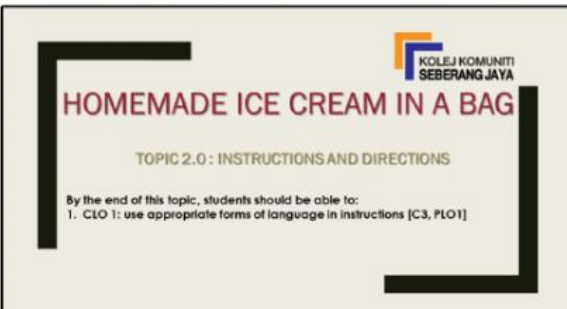
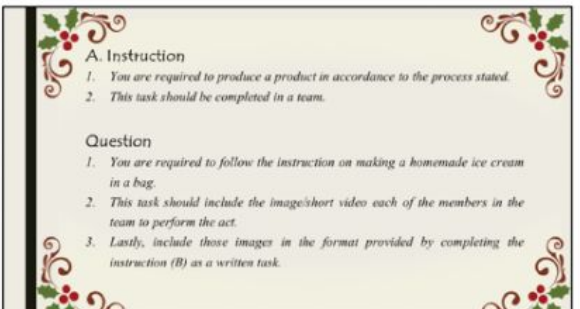
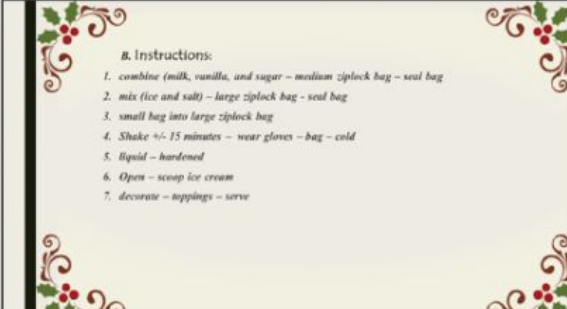





TOPIC	2.0 INSTRUCTIONS AND DIRECTIONS
LEARNING OUTCOME :	
By the end of this course, students should be able to:	
1. CLO 1 : Use appropriate forms of language in greetings and introductions as well as in instructions and directions [C3, PLO 1]	
QUESTION:	
<p>1. You are equipped with the instruction on making a Homemade Ice cream in a bag. Demonstrate a simple / delicate recipe using the instruction as a guidance according to the Attachment 1 and construct the recipe in a written form. The format of written task is referable in Attachment 2.</p> <p>2. Prepare this task in a group and the presentation should include appropriate graphics and non – linear elements such as video, pictures and power point. [CLO 1]</p>	
TASK INSTRUCTION (ATTACHMENT 1)	
 <p>HOMEMADE ICE CREAM IN A BAG</p> <p>TOPIC 2.0 : INSTRUCTIONS AND DIRECTIONS</p> <p>By the end of this topic, students should be able to:</p> <p>1. CLO 1: use appropriate forms of language in instructions [C3, PLO1]</p>	 <p>A. Instruction</p> <ol style="list-style-type: none"> You are required to produce a product in accordance to the process stated. This task should be completed in a team. <p>Question</p> <ol style="list-style-type: none"> You are required to follow the instruction on making a homemade ice cream in a bag. This task should include the image/short video each of the members in the team to perform the act. Lastly, include those images in the format provided by completing the instruction (B) as a written task.
 <p>B. Instructions:</p> <ol style="list-style-type: none"> combine (milk, vanilla, and sugar – medium ziplock bag – seal bag mix (ice and salt) – large ziplock bag – seal bag small bag into large ziplock bag Shake +/- 15 minutes – wear gloves – bag – cold Liquid – hardened Open – scoop ice cream decorate – toppings – serve 	 <p>Ingredients:</p> <ul style="list-style-type: none"> 200 ml full cream milk 2 tablespoons of icing sugar 1/2 teaspoon of vanilla essence / cocoa powder Taste preference toppings <p>Materials:</p> <ul style="list-style-type: none"> 2 trays of ice, crushed or cubed 6 tablespoons of rock salt 1 medium-sized plastic zip lock bag 1 large-sized plastic zip lock freezer bag Bowl, spoon and cup bowl Newspaper
 <p>FULL CREAM MILK</p>	 <p>ICING SUGAR</p>



WRITTEN TASK (ATTACHMENT 2)

Construct a paragraph of your Homemade icecream that was demonstrated with at least 100 words. You are provided with the beginning of the sentence for the instruction.

Firtsly, prepare the ingredients accordingly to make a homemade ice cream such as _____

(_____ words)