
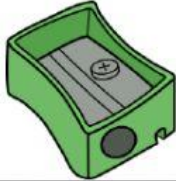


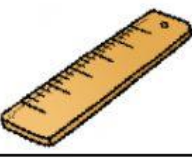



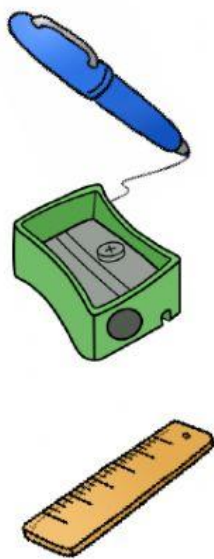
CLASSROOM OBJECTS 2

1. Click to listen. Then drag and drop the labels:

- PENCIL
- SCISSORS
- CRAYON
- PEN
- RULER
- SHARPENER

		
<input style="width: 100px; height: 20px;" type="text"/>	<input style="width: 100px; height: 20px;" type="text"/>	<input style="width: 100px; height: 20px;" type="text"/>
		
<input style="width: 100px; height: 20px;" type="text"/>	<input style="width: 100px; height: 20px;" type="text"/>	<input style="width: 100px; height: 20px;" type="text"/>

2. Find the words in the Word-search puzzle:



A	R	E	A	S	A	F	P	E	W
O	S	C	I	S	S	O	R	S	D
T	H	H	I	F	U	A	L	M	T
D	A	K	I	B	R	L	O	R	A
C	R	A	Y	O	N	D	L	U	F
P	P	E	Q	U	D	R	K	L	L
T	E	E	F	P	E	N	K	E	L
J	N	K	M	I	Q	K	E	R	H
P	E	N	C	I	L	N	B	N	E
H	R	I	L	E	S	O	A	S	R



3. Listen and choose:










.....

4. Click to listen. Then join with arrows:



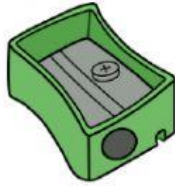
SHARPENER SCISSORS PENCIL PEN RULER CRAYON BOOK


5. Listen and choose:

 SCISSORS RULER CRAYON SHARPENER	 SCISSORS RULER CRAYON SHARPENER	 SCISSORS RULER CRAYON SHARPENER	 SCISSORS RULER CRAYON SHARPENER
 PEN PENCIL SCISSORS BOOK	 PEN PENCIL SCISSORS BOOK	 PEN PENCIL SCISSORS BOOK	

6. Click to listen. Then drag and drop the labels.


















PENCIL

PEN

SCISSORS

SHARPENER

CRAYON

BOOK

ERASER

RULER

7. Put the missing letters in their right place:




H R E E



B O



R Y N



U E



S I S R



E C L



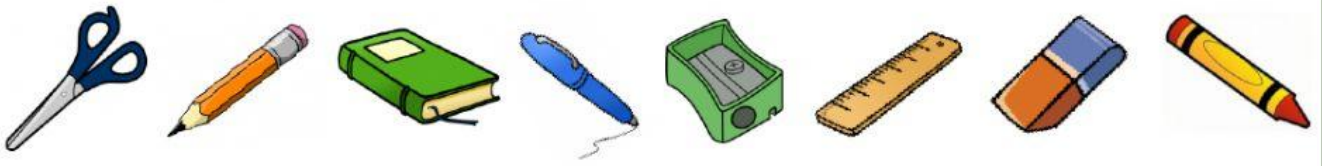
E A E




E

S C K A C N R R I O S P R R P A O N S R L P N O S

8. Click to listen. Then join with arrows:









Listen and choose:





11. Click to listen. Then drag and drop the labels:


- ERASER
- GLUE
- CRAYON
- RULER
- BOOK
- NOTEBOOK


		
<input type="text"/>	<input type="text"/>	<input type="text"/>
		
<input type="text"/>	<input type="text"/>	<input type="text"/>


12. Unscramble:


L P I
N C E

[] [] [] [] []


E R U
R L

[] [] [] [] []


P H
N E A
E S R R

[] [] [] [] [] [] [] []

R S
E E
A R

[] [] [] [] []

N
P E

[] [] []


K B
O O

[] [] [] []

N R
Y C
A O

[] [] [] [] [] []

S R I
S O
C S S

[] [] [] [] [] [] [] []

U L
E
G

[] [] [] []

T E O O
B O
K N

[] [] [] [] [] [] [] []