






Double Consonants - ll

Click on the video then work out.



Write "ll" in the spaces below. Then write the whole word.

Diagram illustrating the phonics activity. A central circle contains the letters "ll". Four curved arrows point from this circle to four different images: a soccer ball, a seashell, a bell, and a girl sitting at a desk. Below each image is a word fragment followed by a blank line for the missing part of the word.

			
b a ____	s h e ____	b e ____	c a ____
_____	_____	_____	_____