

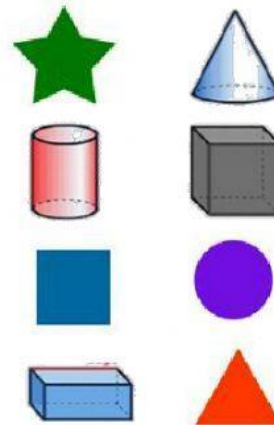
Name: \_\_\_\_\_

## Mathematics – End of Term Examination


























Read the instructions carefully. Answer the questions.

**Section A – Sort the shapes into the correct column.**









Flat Shapes	Solid Shapes



**Section B – Patterns – Complete the patterns below.**

**Section C – Temperature and Mass – Choose the correct answer.**

<p><b>Which object is heavy?</b></p>  	<p><b>Which object is light?</b></p>  
<p><b>Choose the object that is cold.</b></p>  	<p><b>Choose the object that is hot.</b></p>  

**Section D – Length and height – Choose the correct answer.**

Which object is short?




Which object is long?



Which object is taller?



Which object is shortest?



**Section E – Draw a line to connect the digit to the correct number word or tally mark.**

**Section A**

- 6
- 3
- 1
- 8

**Section B**

- three
- ~~||||~~ |||
- six
- |

**Section F – Join the sets. Write the correct answer.**

+  = _____	+  = _____
+  = _____	+  = _____

**Section G – Problem Solving – Read the problem, then solve.**

- 2 ducks on a pond.
- 3 ducks join them.
- How many ducks altogether?
- \_\_\_\_\_ + \_\_\_\_\_ = \_\_\_\_\_

