

PICTURE BASED QUESTIONS

Q. 1 Which of the shapes below would not look the same



Ans. _____

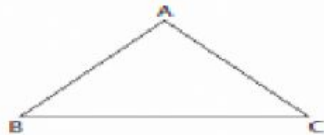
(house , sun , doll , tree , mountain)

Q. 2 Observe the below angles and do as directed

Classifying Angles

Classify each angle as acute, obtuse or right.

1)



$\angle ABC$ is _____

3)




$\angle UVW$ is _____

5)



$\angle NML$ is _____

7)



$\angle ABC$ is _____

2)



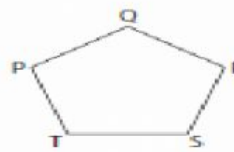
$\angle QRS$ is _____

4)



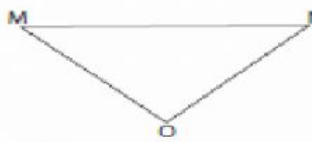
$\angle ADC$ is _____

6)



$\angle TSR$ is _____

8)



$\angle MNO$ is _____