











Listening and Writing Activity: Classroom Objects

Part 1: Write the name of each classroom object.

1. 	<input type="text"/>	2. 	<input type="text"/>
3. 	<input type="text"/>	4. 	<input type="text"/>
5. 	<input type="text"/>	6. 	<input type="text"/>
7. 	<input type="text"/>	8. 	<input type="text"/>
9. 	<input type="text"/>	10. 	<input type="text"/>

Part 2: Listen to the names of each classroom object and then write the name of the classroom object you hear.

1. 	<input type="text"/>	2. 	<input type="text"/>
3. 	<input type="text"/>	4. 	<input type="text"/>
5. 	<input type="text"/>	6. 	<input type="text"/>
7. 	<input type="text"/>	8. 	<input type="text"/>
9. 	<input type="text"/>	10. 	<input type="text"/>