

Name: _____

Class: _____

TOPIC: MACHINE

A) Label each component on the crane model below. (Refer textbook page 129)

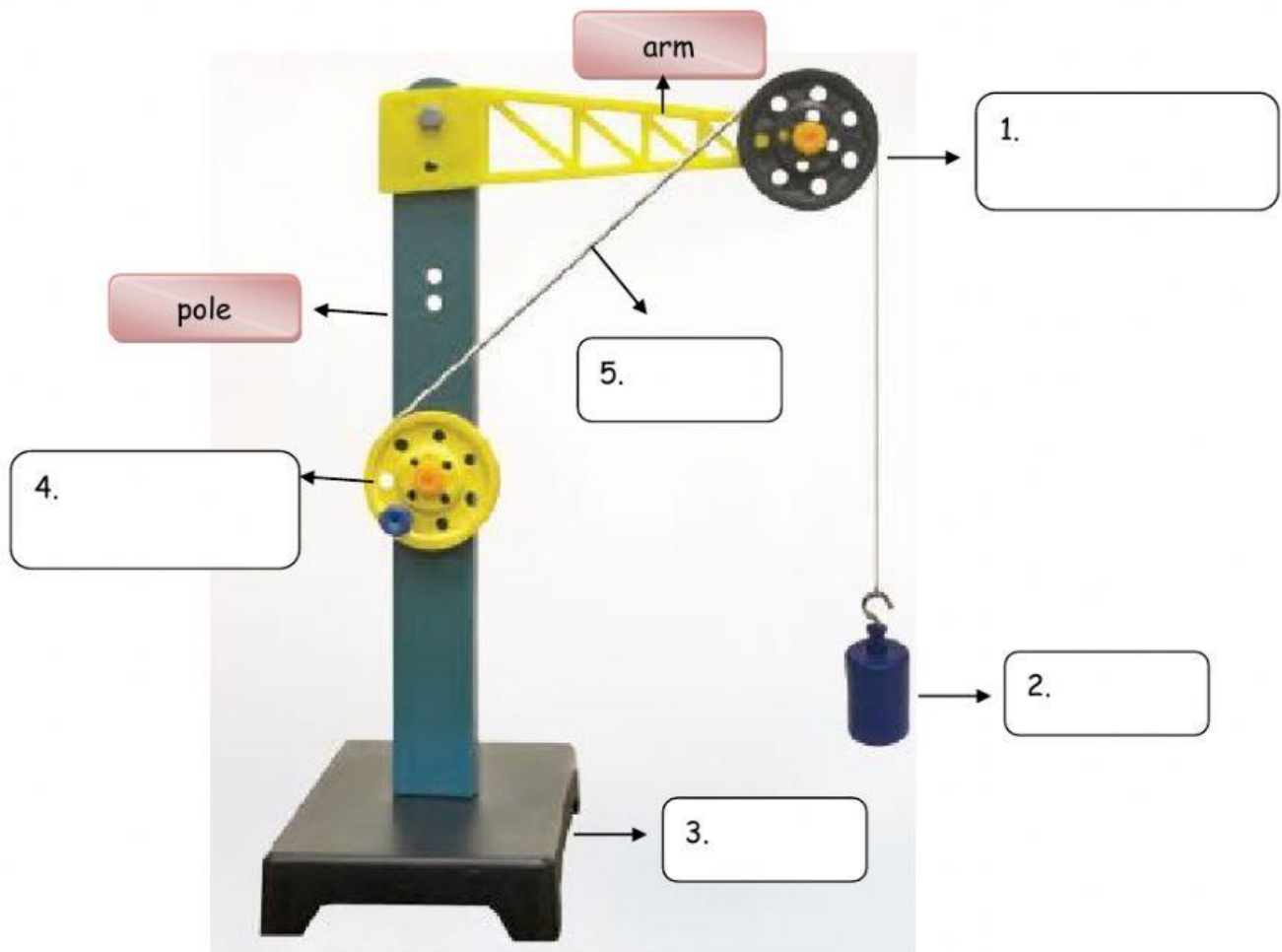
base

rope


load

1 yellow pulley
(acts as a motor)


1 black pulley
(acts as a fixed pulley)




B) How does the fixed pulley work on a crane model? Match the diagram with correct answer. (Refer textbook page 130)



After a load is lifted



Before a load is lifted



While a load is lifted

C) Between P and Q, which one is easier for lifting a bucket of water from the well? (Refer textbook page 131-132)



Answer:

D) Tick (/) the examples of pulley in daily life.

