



1. Following directions.

Trace each shape.



square



circle



triangle



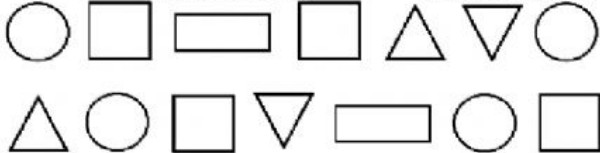
rectangle

Color the squares blue.

Color the triangles green.

Color the circles orange.

Color the rectangles red.

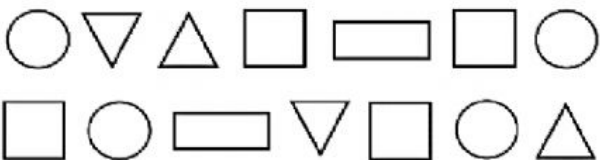


Write S on all squares.

Write T on all triangles.

Write R on all rectangles.

Write C on all circles.



B0W1 Copies 120

1. Color the smallest circle red.
2. Color the largest circle blue.
3. Color the rest of the circles green.

1. Color the smallest triangle orange.
2. Color the largest triangle pink.
3. Color half of the remaining triangles yellow.

1. Color the hearts red.
2. Circle all of the diamonds.
3. Color the rectangles purple.

1. Draw four circles.
2. Draw three triangles.
3. Color the circles green.



Look, read and match.




Trace the letters.



B0W1 Copies 120

Cut the words and paste them under the correct picture.





Unidad Educativa Bilingüe Nueva Semilla

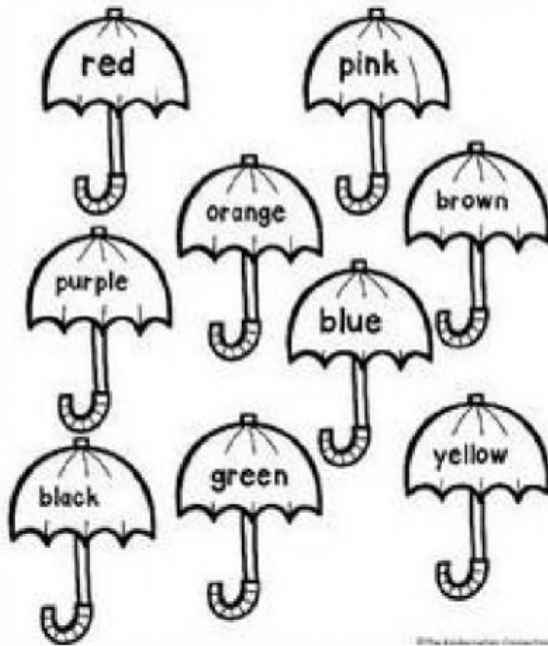
Class: 2nd Date: _____

Subject: Language Arts Topic: Colours

Objective: review the topics learned.

Classwork

Read the color words and color the umbrellas.



B0W1 Copies 120

LIVEWORKSHEETS



Unidad Educativa Bilingüe Nueva Semilla

Class: 2nd Date: _____

Subject: Language Arts Topic: Family members


Objective: review the topics learned.

Classwork

Identify the family members.

grandfather, grandmother, father, mother, brother, sister, baby

grandad, granny, dad, mum, brother, sister, baby



B0W1 Copies 120

LIVEWORKSHEETS

Search for the words.

Yellow
Blue
Brown
Green
Gray
Orange
Pink
Purple
Red

T H N B L U E E
S V M R H W J H
H P L O H G R S
U U I W G R E Y
O R A N G E D D
U P W Z R E A J
W L Q P I N K K
Y E L L O W Z R

Solve the clues.

- Made by mixing red and blue.
- Oranges are ...
- The grass is ...
- The sun is ...
- The sky is ...
- Made by mixing black and white.
- Little ... Riding Hood.
- The wood is ...
- Made by mixing red and white.


Fill in the missing letters, then solve the puzzle.

Across

- gr _ _ d _ a (7)
- h _ s _ _ _ d (7)
- s _ s _ _ r (6)
- un _ _ _ (5)
- w _ f _ (4)

Down

- g _ _ _ dm _ (7)
- a _ _ t (4)
- f _ th _ r (6)
- c _ _ s _ n (6)
- m _ th _ r (6)
- br _ _ _ er (7)





Unidad Educativa Bilingüe Nueva Semilla

Class: 2nd

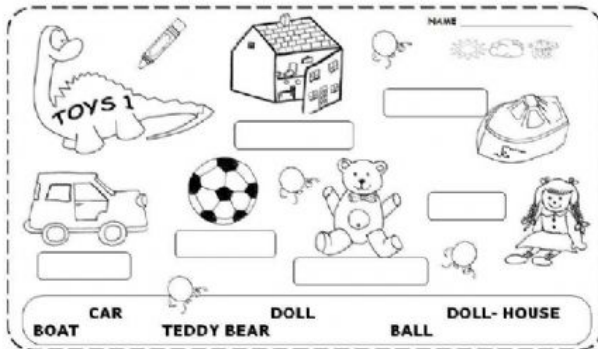
Date: _____

Subject: Language Arts Topic: Toys

Objective: review the topics learned.

Classwork

Label the pictures



Draw your favorite toy.



B0W1 Copies 120

LIVEWORKSHEETS



Unidad Educativa Bilingüe Nueva Semilla

Class: 2nd

Date: _____


Subject: Language Arts Topic: Parts of the face and the body

Objective: review the topics learned.

Classwork

Name the parts of the head with the words from the box.

mouth - ear - hair - nose - eye




B0W1 Copies 120

LIVEWORKSHEETS

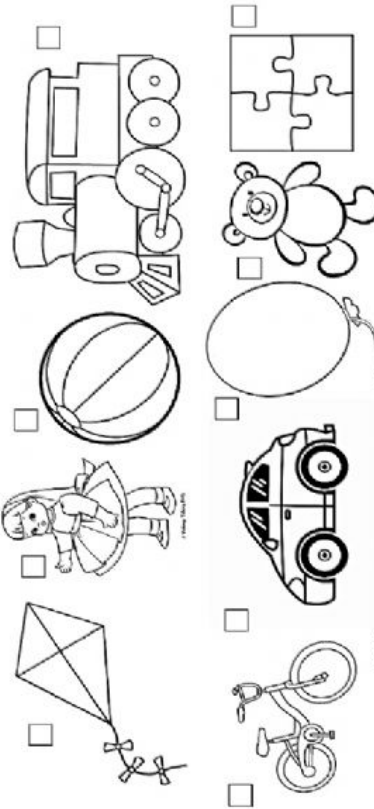
Name the parts of the body with the words from the box.

hand - leg - head -
shoulder - knee -
arm - chest - foot



TOYS

Read, put the number and colour



6. This is my puzzle. It's orange and white.

7. This is my balloon. It's black.

8. This is my train. It's brown.

1. This is my ball. It's green and orange.

2. This is my teddy. It's pink.

3. This is my car. It's purple.

4. This is my doll. It's yellow and blue.