









Azzan Bin Qais school(10-12)
Grade 11 (1st term 2020-2021)
Theme communication – unit3 mobile phones



By: Mahmoud Mohamed

1-Match the pictures of these features on a mobile phone with the definition below.

Write each number in the box beside the correct definition.

1  Contacts	2  Gallery	3  Log	4  Messaging	5  Settings	6  Calendar
--	---	---	---	---	--

- | | |
|---|----------------------|
| a where you can create, send and receive messages | <input type="text"/> |
| b where you can find out the date | <input type="text"/> |
| c where you can store music or video files | <input type="text"/> |
| d where you can keep a list of people's names | <input type="text"/> |
| e where you can find a record of calls you have made or received | <input type="text"/> |
| f where you can change the way the information on your phone is displayed | <input type="text"/> |

2) Complete the sentences a-h using the words and phrases in the box below .

hand free - voicemail - predictive - text- busy - switch off - keypad - ringtone

- When you call someone and they are already talking to someone else, their number is _____.
- If you call someone and they don't answer. You can leave a message on their _____.
- Don't forget to _____ your phone in the mosque.
- When you want to send someone a message, you can _____ them.
- If you want to have a phone in your car, you should get a _____ kit.
- Yesterday I changed the _____ of my phone. I'm still getting used to the new sound.
- Before you can start using your phone, you have to unlock the _____.
- If you want to send a message quickly, use _____ text.