







Match.



Plateau		A flat expanse of land.
Valley		Flat elevated land.
Mountain		Generally flat land between mountains.
Plain		Several mountains linked together.
Mountain range		An elevation of the land.

Archipelago		Land surrounded by water.
Peninsula		A small inlet of the sea.
Cove		A set of islands.
Gulf		Land surrounded by water, except for one part.
Island		A large inlet of the sea.
Bay		A medium-sized inlet of the sea.