

Lesson

Topic: Escape rooms praca z tekstem.

Ex.1 p.38 Reading

Posłuchaj tekstu:

The image shows a screenshot of a blog post. At the top, there are navigation buttons for 'HOME', 'BLOG', 'PHOTOS', and 'ABOUT'. The blog title is 'Tom's Blog' and the post title is 'ESCAPE ROOMS LET me OUT of here!'. The post text describes an escape room experience in a Pharaoh's tomb. It includes a photo of the entrance to the escape room, which is a golden doorway with hieroglyphs. The text is written in a casual, conversational style. There is a 'Post a comment' button at the bottom right of the post area.

HOME BLOG PHOTOS ABOUT

Tom's Blog

ESCAPE ROOMS

LET me OUT of here!

A tall man with a beard brought us into a room. As he was leaving, he said, "Get out of this room in 60 minutes – or you lose!" Then the door closed.

Hi everyone! Tom here. Don't worry – we weren't in danger. I'm talking about an escape room! My friends and I went to one at the weekend, and we had an amazing time! Escape rooms are like computer games in real life. You can only find the exit after you have solved all the puzzles, and you have to solve them before your time runs out!

Our room looked exactly like a Pharaoh's tomb. We were very excited, but at first, we didn't know what to do! Daniel was shaking all the pots while I was tapping the walls, looking for a hidden door. We had some arguments and made the room kind of a mess, but finally, Gemma found the clue that helped us do the first puzzle, and after that we got the hang of it. Just as the clock was counting down towards zero, we solved the last one and the exit door opened. Phew! What a relief!

It was our first time in an escape room, so we all felt really happy that we managed to do it. Now, we're hooked! Gemma has already booked for us to go again on her birthday next week, and try a different escape room!

Post a comment

Pharaoh's tomb - Escape Room

Vocabulary:

a beard - broda

bring, brought, brought - przynosić, przyprowadzić

get out - wydostać się

to solve all the puzzles - rozwiązać wszystkie zagadki (puzzle)

before you time runs out - zanim skończy się czas

exactly - dokładnie

Pharaoh's tomb - grobowiec faraona

to shake all the pots - potrząsać wszystkimi garnkami

to tap the walls - dotykać ścian, (macać ściany)


to look for - szukać

hidden door - ukryte drzwi

to have an argument - pokłócić się


to find (found, found) the clue - znaleźć klucz
to get the hang of it - ogarnąć (coś), pojąć (coś)

Ex.2 p.38

2  Read again and choose the correct item. Write in your notebook.

1. Tom went to the escape room **alone/with one friend/with more than one friend**.
2. The escape room Tom went to was a **historical/present day/futuristic** one.
3. **Tom/Daniel/Gemma** has a birthday soon.

Ex.3 p.38

3  Read the text again and replace the words in bold below with words/phrases from the text. Write in your notebook.





1. The escape room they went to looked like **this**.
2. **He** tried to find a hidden door.
3. **She** found the first clue.
4. They're going to another **one** soon.

Ex.4 p.39

Vocabulary


Phrases with **do, have, make, take**

4 Fill in: *make, have, take, do*. Check in your dictionary. Choose five and make sentences about you. Write in your notebook.

1.  photos, your time, a break
2.  a great time, fun, a chat
3.  homework, a puzzle, chores
4.  a mess, a noise, a mistake

Ex.5 p.39

Prepositions

5  Choose the correct preposition. Check in your dictionary. Write in your notebook.

1. The waiting room was full **with/of** people.
2. You sometimes think you are **at/in** danger, but you aren't.
3. Do you want to come to an escape room **in/at** the weekend?
4. We are going for dinner in a restaurant **at/on** my birthday.