

Name \_\_\_\_\_ Date \_\_\_\_\_

## Words with Short Vowels

























### Pretest Directions

Fold back the paper along the dotted line. Use the blanks to write each word as it is read aloud. When you finish the test, unfold the paper. Use the list at the right to correct any spelling mistakes. Practice the words you missed for the Posttest.

### To Parents

Here are the results of your child's weekly spelling Pretest. You can help your child study for the Posttest by following these simple steps for each word on the word list:

1. Read the word to your child.
2. Have your child write the word, saying each letter as it is written.
3. Say each letter of the word as your child checks the spelling.
4. If a mistake has been made, have your child read each letter of the correctly spelled word aloud, and then repeat steps 1–3.

1. _____	1. p 
2. _____	2. a 
3. _____	3. s 
4. _____	4. l 
5. _____	5. c 
6. _____	6. e 
7. _____	7. r 
8. _____	8. d 
9. _____	9. p 
10. _____	10. f 
11. _____	11. d 
12. _____	12. i 
13. _____	13. t 
14. _____	14. i 
15. _____	15. f 
16. _____	16. d 
17. _____	17. h 
18. _____	18. c 
19. _____	19. g 
20. _____	20. decay 
<b>Challenge Words</b>	
_____	a 
_____	b 
_____	c 
_____	o 
_____	p 