

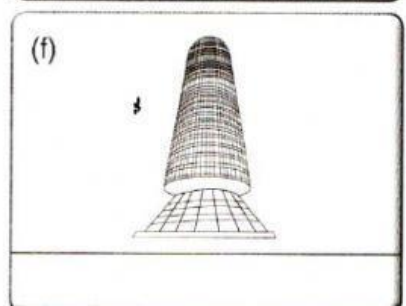
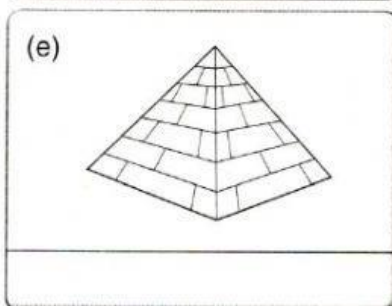
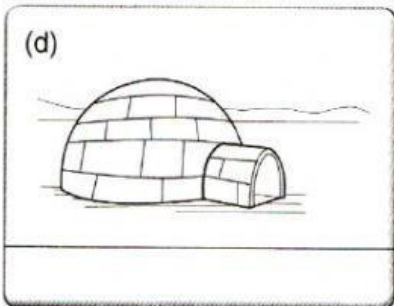
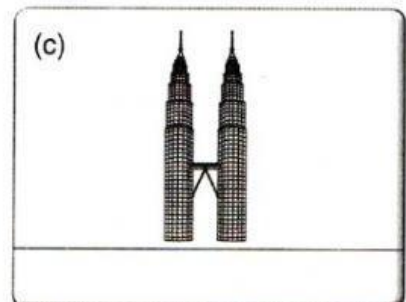


# Technology

Cone	Pyramid	Cylinder	Cuboid	Hemisphere
------	---------	----------	--------	------------

## SK 12.1 Kestabilan dan Kekuatan Sesuatu Objek dan Binaan

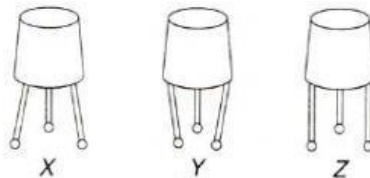
1 Write the shape for each of the following structures. **TP 1**

SP  
12.1.1



2 The diagram below shows structures X, Y and Z which have the same height. **TP 2**

SP  
12.1.2



(a) Which structure is the most stable?

\_\_\_\_\_

(b) Give the inference for your answer in (a).

\_\_\_\_\_

(c) Arrange the above structures from the most stable to the least stable.

\_\_\_\_\_

(d) Based on this investigation, state **one** factor that affects the stability of a structure.

\_\_\_\_\_