Cambridge Primary Progression Test

Question paper

Cambridge Primary

35 minutes

Mathematics Paper 1

Stage 4

Name .....

Additional materials: Ruler

Calculators are **not** allowed.

READ THESE INSTRUCTIONS FIRST

Answer **all** questions in the spaces provided on the question paper.

You should show all your working on the question paper.

The number of marks is given in brackets [ ] at the end of each question or part question.

The total number of marks for this paper is 25.

For Teacher's Use	
Page	**Mark**
1	
2	
3	
4	
5	
6	
7	
8	
9	
Total	

V1

UNIVERSITY of CAMBRIDGE
International Examinations

For Teacher's Use

1 Put a ring round the digit with a value of six hundreds.

6 6 6 6

[1]

2 Shade $\frac{2}{5}$ of the shape.



[1]

3 Calculate.

345 + 426

Show your working here.

.....

[2]

© UCLES 2011

For Teacher's Use

4 Here is a calendar for June.

June						
M	T	W	T	F	S	S
		1	2	3	4	5
6	7	8	9	10	11	12
13	14	15	16	17	18	19
20	21	22	23	24	25	26
27	28	29	30			

John goes on holiday on the second Wednesday in June.

What date is this?

..... June [1]

5 Here is a grid.

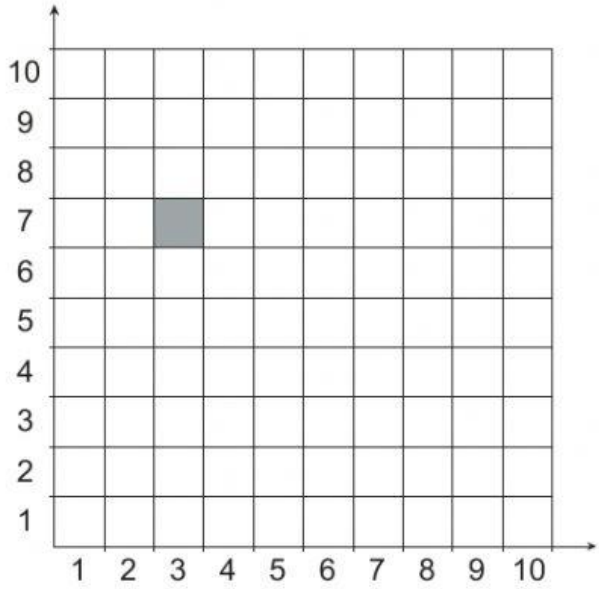

The shaded square is 3 along and 7 up.

Shade the square that is 8 along and 2 up.

[1]

For Teacher's Use

6 Draw **all** the lines of symmetry on this shape.



[1]

7 Here is a number sequence.

27, 31, 35, 39, 43, ...

The sequence continues in the same way.

(a) What is the next number in the sequence?

..... [1]

(b) Describe how you found this number.

..... [1]

8 Children in Class 4 measure how tall they are.

The tally chart shows their results.

Height of children (in centimetres)	**Tally**
101 - 110	III
111 - 120	~~IIII~~ III
121 - 130	~~IIII~~ ~~IIII~~ II
131 - 140	IIII

How many children are between 121 and 130 centimetres tall?

..... children [1]

© UCLES 2011

For Teacher's Use

9 Calculate.

521 – 348

Show your working here.

.....

[2]

10 Write the missing number to make this pair of fractions equivalent.

$$\frac{1}{2} = \frac{\square}{8}$$

[1]

11 Look at the rectangle on the centimetre square grid.

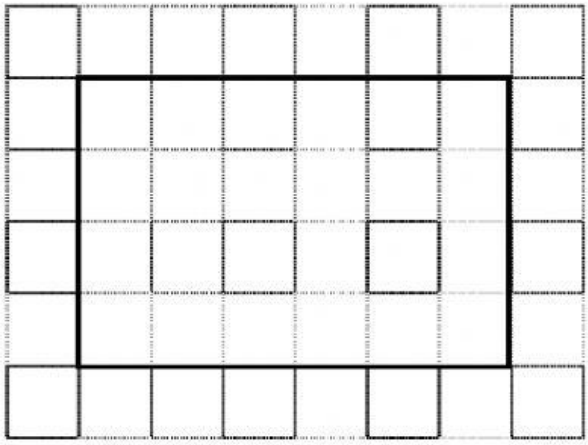

What is the area of the rectangle?

Remember to give the units.

..... [2]

For Teacher's Use

12 Complete the table to show the equivalence between fractions and decimals.

Fraction	Decimal
$\frac{1}{2}$	0.5
	0.25
$\frac{3}{10}$	

[2]

13 Here are two pencils placed end to end in a line.

The total length is 30 cm.

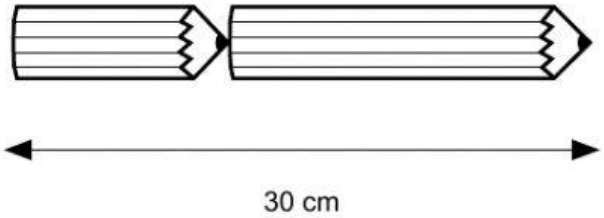

NOT TO SCALE

One pencil is **twice** as long as the other pencil.

How long is each pencil?

..... cm and ..... cm [1]

For Teacher's Use

14 Ruth describes a shape.

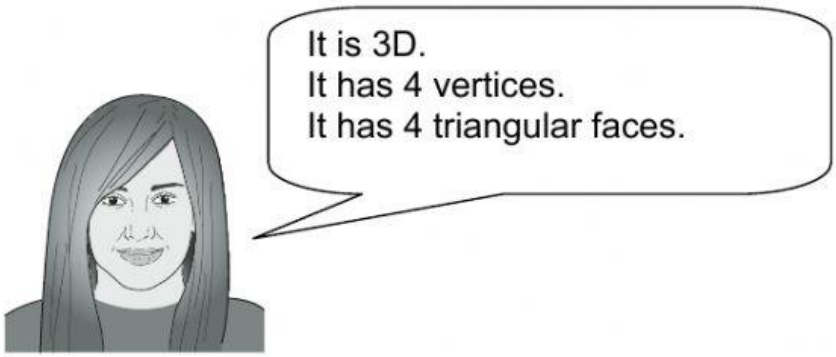

Tick (✓) the shape she is describing.

cube	tetrahedron	cuboid	cylinder	prism
☐	☐	☐	☐	☐

[1]

15 Here is a number line.

Draw an arrow (↓) to show the position of 275



[1]

16 A box can hold 10 packets of crisps.

Matilda has 96 packets of crisps.

How many **full** boxes can she make?

..... boxes [1]

For Teacher's Use

17 Here are 4 shapes.

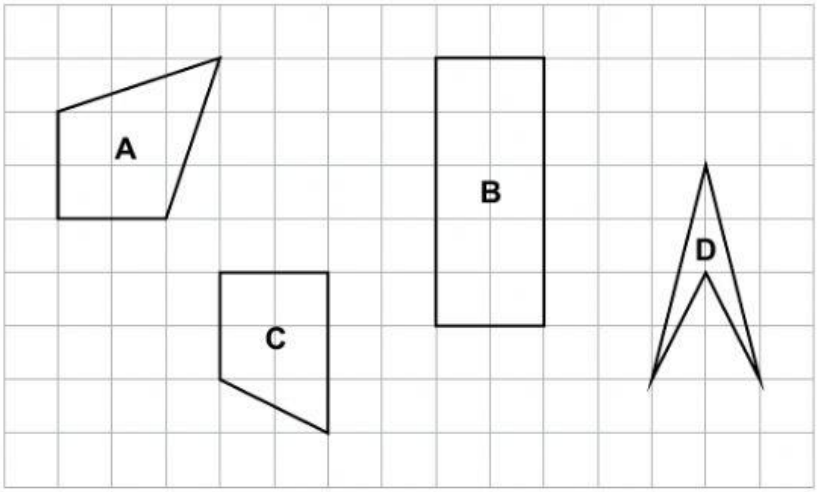

Write the letter of each shape in the correct place on the Venn diagram.
One has been done for you.

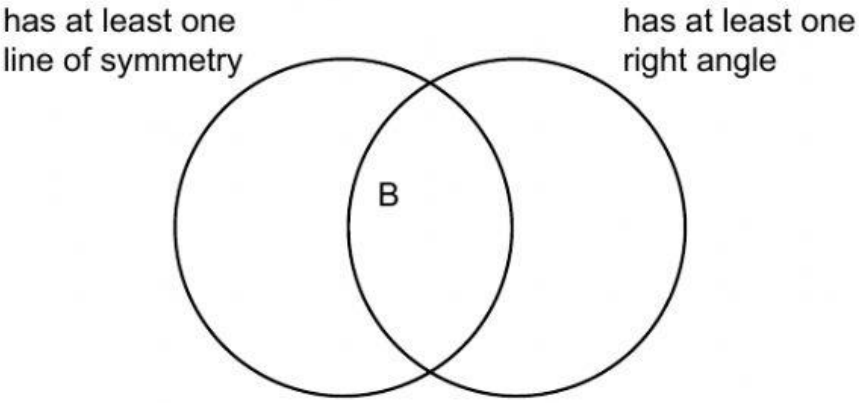

[2]

18 Put a ring round the largest fraction.

$\frac{3}{4}$ $\frac{2}{5}$ $\frac{7}{10}$ $\frac{1}{2}$

[1]

For Teacher's Use

19 Class 6 did a survey to find out which was the most popular ice cream flavour.

Each child drew a bar chart to show the results.

Here are two of the bar charts.

Kara's chart

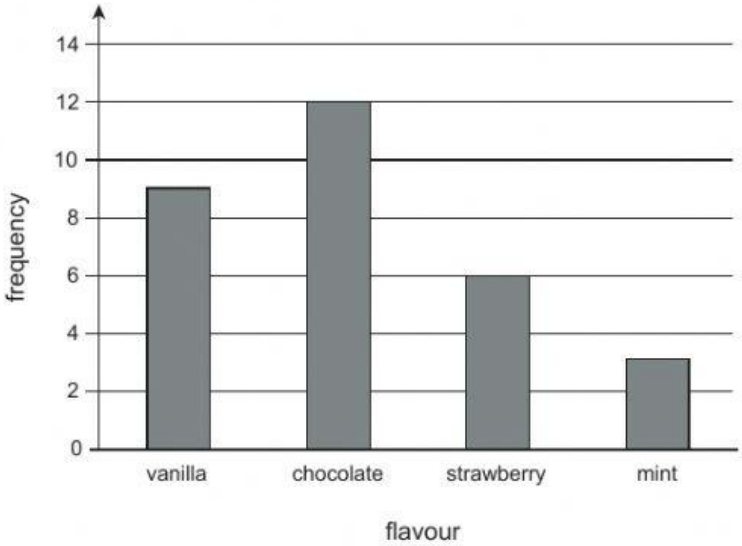

Salim's chart

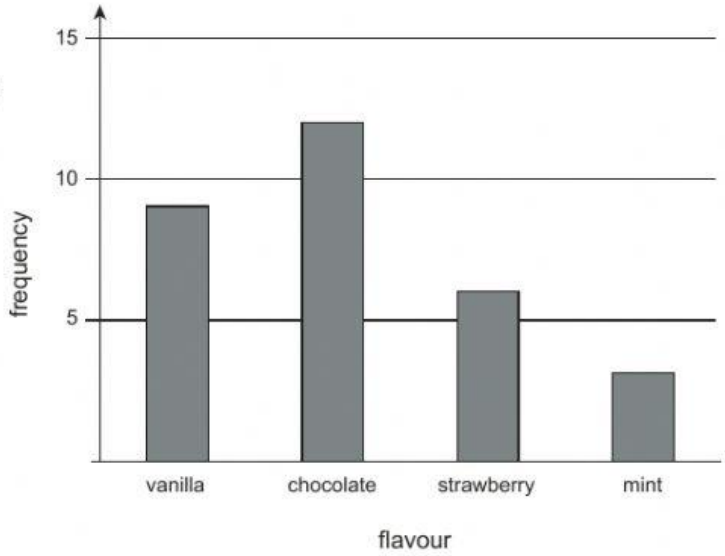

Whose bar chart shows the results more clearly?

Kara / Salim

Explain why.

.....

..... [1]