

# LINKING WORDS: Sequence

Lee la siguiente conversación.

**CLASSMATE:** So Jane, why have you been so quiet today? Is there a problem?

**JANE:** Oh, yes. There is a big problem.

**CLASSMATE:** Why? What **happened**?

**JANE:** I **was working** on my science project last night. I **spent** almost the whole day working on it... I **had** a lot of information, from articles and stuff. I had finished five or six pages, and I **was writing** more... and then the power **went off**!

**CLASSMATE:** Oh, no! Were you doing it all in the computer? Did you save the document?

**JANE:** Yes, all in my laptop. And I hadn't saved the document. I **thought** the computer **did** that automatically.





**CLASSMATE:** Yes, they do save those things automatically – so maybe you **lost** some information, but not all of it. Did you check?

**JANE:** Yes. But the problem **was** that the system **crashed** somehow. The program wouldn't start again and when it finally **did** -nothing! Puff! All gone. I **lost** my paper!

**CLASSMATE:** Oh, that's awful! That's due tomorrow, and the teacher **said** there would be no exceptions.

Escribe la palabra de secuencia que corresponda, arriba de cada descripción, para representar los eventos que Jane menciona.

first / then / finally / after that

 Jane <b>lost</b> her document.	 Jane <b>was working</b> on her science project.	 The power <b>went off</b> .	 The system <b>crashed</b> .
---	--	---	--

Inicio: para introducir el tema

- First=primero
- Firstly=primeramente
- First of all=primero que todo

Cuerpo: para desarrollar el tema

- Then=entonces, después
- After that=después
- Afterwards=después
- Next=después
- As soon as=tan pronto como
- Later=más tarde
- Meanwhile=mientras

Cierre: para concluir

- Finally=finalmente
- In the end=al final
- Lastly=finalmente

RECUERDA: