



UNIT ONE

Name: Inspirational People

Learning Objective: You will learn how to describe inspirational people's lifestyles and to talk about a person's experiences

Level: Intermediate A2.2

Interaction: Groups of work

Class Time: 200 minutes a week / 6 hours class- each one of 40 minutes.

Resources: Book, worksheet-computers-cell phones.

Procedure: GETTING STARTED (40 minutes)	<ol style="list-style-type: none"> 1. First, students have to activate their previous knowledge doing some online activities. 2. Students have to watch the picture and talk about him or her in five sentences. 3. In class, have your students get in groups of preferably Give the materials to each group: a copy of the worksheet.
SHARING IDEAS (80 minutes)	<p>In pairs:</p> <ol style="list-style-type: none"> 1. Students have to answer four questions about Lionel Messi. 2. Students must organize their ideas in order to talk about Lionel's life in groups.
DISCUSSION (80 minutes)	<p>In groups:</p> <ol style="list-style-type: none"> 1. Students are going to make a short presentation about an inspirational person. <ol style="list-style-type: none"> a) Give a basic introduction of the person they have chosen. b) Talk about his/her personality. c) Explain clearly why they chosen that person. 2. In groups of five the students have to make a short presentation about the topic. 3. Students have to upload their speaking videos in Flipping A2.2 Youtube channel allowing their mates to watch their speaking performance.

Variations: There are two versions of the same unit worksheet and teacher can choose one of them or let the students to choose their favourite. Also, the number of players in each team may vary depending on how many learners you have in class, and how much time you want to invest in the activity. Similarly, you can give time to practice alone their speech. Also,

Suggestions: You have to assist students in each team. For example, select a strong language student in each group to be the leader so that he/she may help the rest of the players better understand and orally perform in the speaking tasks. Another student can make sure the rules of the activity are being properly held.

Success Indicator: Students are able to carry out the speaking activities accurately.

Evaluation: The teacher has to evaluate students' oral production through the speaking rubric.


Inspirational People -A-

GETTING STARTED

TIP: Do the following online activities

1. Play the following online game.
Link: <http://www.eslgamesplus.com/past-simple-irregular-verbs-esl-grammar-interactive-activity-online/>
2. Complete the following information.
Link: <https://www.englishexercises.org/makeagame/viewgame.asp?id=2325>

1. Students have to review the grammar point at home
2. Watch the videos and talk about him or her in five sentences.
Activate subtitles.



3. Take five minutes to prepare your short presentation.
4. Share your ideas with your partner.

SHARING IDEAS

In pair: Answer the questions.

Lionel Messi Trivia

You think you know a lot about your favorite soccer star? Answer these questions.

1. What's Messi's full name?
 - ☐ a. Leonardo Messi
 - ☐ b. Lionel Andres Messi
 - ☐ c. Lionel Nicolas Messi
2. Where was he born?
 - ☐ a. Buenos Aires
 - ☐ b. Mendoza
 - ☐ c. Rosario
3. How old was Messi when he began to play professionally?
 - ☐ a. 12
 - ☐ b. 17
 - ☐ c. 16
4. What is Messi's position?
 - ☐ a. defender
 - ☐ b. forward
 - ☐ c. midfielder

Listening Strategy
Before listening, get familiar with the topic and type of activity.

5. Complete some information in the chart in order to prepare your presentation about Lionel's life.

Name:

Biography Research

Persons Name:

Picture:

Early Life:

Family Life:

Major Accomplishments:

3 Interesting Facts:

DISCUSSION

In groups of four: Make your presentation. Take turns to talk about a person who inspires you. Complete the Biographic Organizer.

*Key Points

Give your Presentation

- Give a basic introduction of the person you chose and his / her personality.
- Talk about the different aspects you investigated.
- Explain clearly why you chose that person as someone who inspires you.
- Give biographical information to illustrate those aspects.

Useful Expressions

- To introduce the group: Good morning, this is my group ... I'm ... and this is ...
- To introduce the topic: We're going to talk about ...
- To list one of the many qualities of the person: We admire this person because for one thing, ...
- To give reasons: He's our VIP (very inspiring person) because ...



Inspirational Person

Name _____ Date _____

Biography Organizer

Name of Famous Person _____

List three facts about this person's life.

List two important things that this person has done.

List three words to describe this person.

Why should kids learn about this person?

Quote:

Adapted from: http://www.timeforkids.com/files/ns2004_19_go.pdf

SPEAKING RUBRICS

Topic: _____	
Excellent: 2.5 Very Good: 2 Good: 1 Fair: 0.5 Poor 0.2 No Production: 0	
1. Fluid expression, consistent pronunciation and intonation, clear speech, confident in speech	
2. Effective and appropriate responses to given questions	
3. Well-developed and coherent content, clear progression of ideas	
4. Effective use of language (basic grammar and vocabulary)	
TOTAL	/

Inspirational People -B-

GETTING STARTED

TIP: Do the following online activities

3. Play the following online game.
Link: <http://www.eslgamesplus.com/past-simple-irregular-verbs-esl-grammar-interactive-activity-online/>
4. Complete the following information.
Link: <https://www.englishexercises.org/makeagame/viewgame.asp?id=2325>

6. Students have to review the grammar point at home
7. Watch the videos and talk about him or her in five sentences.



8. Take five minutes to prepare your short presentation.
9. Share your ideas with your partner.

SHARING IDEAS

In pair: Answer the questions.

File
Edit
View
Window
Help

Lionel Messi Trivia

You think you know a lot about your favorite soccer star? Answer these questions.

1. What's Messi's full name?

☐ a. Leonardo Messi

☐ b. Lionel Andres Messi



☐ c. Lionel Nicolas Messi

2. Where was he born?

☐ a. Buenos Aires

☐ b. Mendoza

☐ c. Rosario

3. How old was Messi when he began to play professionally?

☐ a. 12

☐ b. 17


☐ c. 16

4. What is Messi's position?

☐ a. defender

☐ b. forward

☐ c. midfielder



Listening Strategy

Before listening, get familiar with the topic and type of activity.

10. Complete some information in the chart in order to prepare your presentation about Lionel's life.

Biography Research

DISCUSSION

In groups of four: Make your presentation. Take turns to talk about a person who inspires you. Complete the Biographic Organizer.

*Key Points

Give your Presentation

- Give a basic introduction of the person you chose and his / her personality.
- Talk about the different aspects you investigated.
- Explain clearly why you chose that person as someone who inspires you.
- Give biographical information to illustrate those aspects.

Useful Expressions

- To Introduce the group: Good morning, this is my group ... I'm ... and this is...
- To introduce the topic: We're going to talk about...
- To list one of the many qualities of the person: We admire this person because for one thing,...
- To give reasons: He's our VIP (very inspiring person) because...



Inspirational Person

Name _____ Date _____

Biography Organizer

Name of Famous Person _____

List three facts about this person's life.

List two important things that this person has done.

List three words to describe this person.

Why should kids learn about this person?

Quote:

Adapted from: http://www.timeforkids.com/files/ns2004_19_go.pdf

SPEAKING RUBRICS

Topic: _____	
Excellent: 2.5 Very Good: 2 Good: 1 Fair: 0.5 Poor 0.2 No Production: 0	
5. Fluid expression, consistent pronunciation and intonation, clear speech, confident in speech	
6. Effective and appropriate responses to given questions	
7. Well-developed and coherent content, clear progression of ideas	
8. Effective use of language (basic grammar and vocabulary)	
TOTAL	/