SAINS TAHUN 3 (2020)
SEKOLAH KEBANGSAAN JELAPANG

SUBJEKTIF

Jawab semua soalan.
Answer all the questions.

1. A) Rajah di bawah menunjukkan aktiviti pertama yang dilakukan oleh Khalid.
The diagram below shows the first activity performed by Khalid.

Aktiviti 1
Activity 1

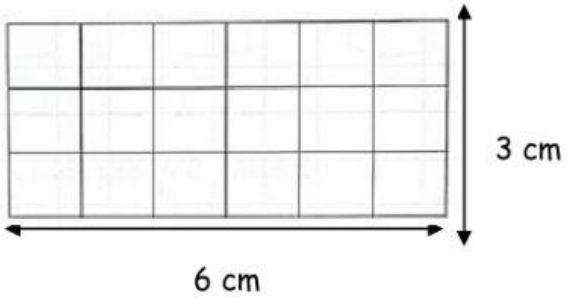

Kad manila / *Manila card*

i) Berapakah luas permukaan kad manila tersebut?
What is the surface area of the manila card?
cm^2

ii) Kad tersebut telah digunakan untuk mengukur luas objek tidak sekata seperti dalam rajah di bawah.
The card is used to measure the area of the irregular shape as in diagram below.

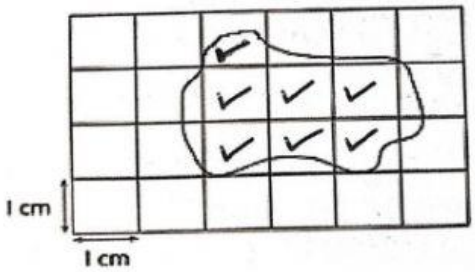

Berapakah luas permukaan bagi permukaan objek tidak rata itu?
What is the surface area of that irregular object?
cm^2

B) Rajah di bawah menunjukkan aktiviti kedua yang dilakukan oleh Khalid.
The diagram below shows the second activity performed by Khalid.

Aktiviti 2
Activity 2

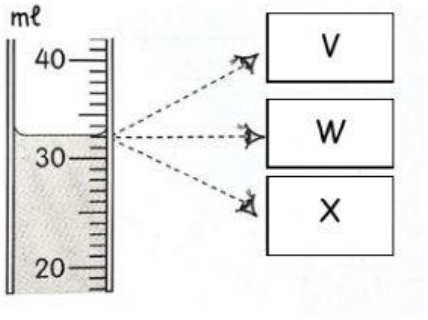

i) Nyatakan kedudukan mata yang betul apabila mengambil bacaan isipadu air.
State the correct position of the eye when reading the volume of water.

_____

ii) Nyatakan isipadu air di atas.
State the volume of water above.
mℓ

_____

2. Jawab soalan-soalan berikut berdasarkan rajah di bawah.
Answer the questions based on the diagram below.

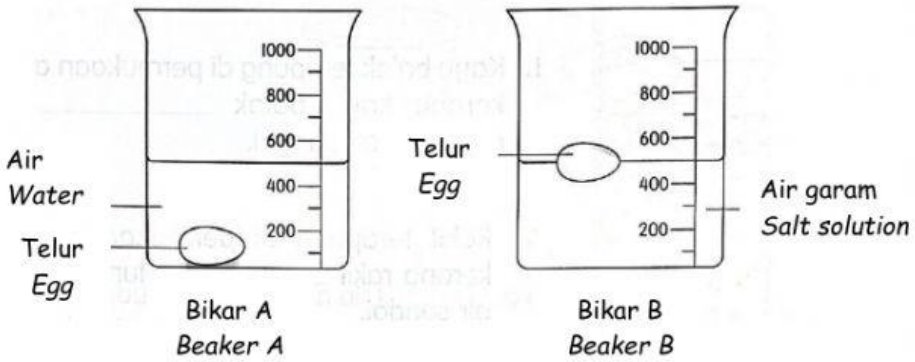

a) Bikar manakah mengandungi air berketumpatan tinggi daripada telur?
Which beaker contains water with a higher density than the egg?

i) Bikar A *Beaker A*
ii) Bikar B *Beaker B*

b) Pilih sebab bagi sebab jawapan di (a).
Choose a reason for your answer in (a)

i) Telur timbul di permukaan air garam *The egg floats on the surface of water*
ii)) Telur tenggelam di dalam air *The egg sinks in water*

c) Bikar manakah mengandungi air berketumpatan rendah daripada telur?
Which beaker contains water with a lower density than the egg?

i) Bikar A *Beaker A*
ii) Bikar B *Beaker B*

d) Pilih sebab bagi sebab jawapan di (c).
Choose a reason for your answer in (c)

i) Telur timbul di permukaan air garam *The egg floats on the surface of water*
ii) Telur tenggelam di dalam air *The egg sinks in water*

3. Adam menguji rasa tiga bahan seperti di bawah.
Adam tests the tastes of the substances shown below.

X	Y	Z
	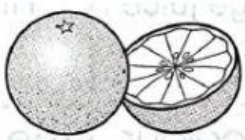	

a) Pilih rasa bagi bahan X, Y dan Z?
Choose the taste of substance X, Y and Z?

X =

Pahit *Bitter*	Tiada rasa *Tasteless*	Masam *Sour*

Y =

Pahit *Bitter*	Tiada rasa *Tasteless*	Masam *Sour*

Z =

Pahit *Bitter*	Tiada rasa *Tasteless*	Masam *Sour*

Adam menguji ketiga-tiga bahan tersebut dengan kertas litmus biru

dan kertas litmus merah. Ramalkan perubahan warna bagi kertas litmus tersebut.

b) *Adam tests all the three substances with blue and red litmus paper. Predict the change of the following litmus paper.*

Pilih jawapan yang betul
Choose the correct answer

Bahan *Substance*	Kertas litmus biru *Blue litmus paper*	Kertas litmus merah *Red litmus paper*
X 	Tiada perubahan / *No change*	Biru / *Blue* Tiada perubahan/ *No change*
Y 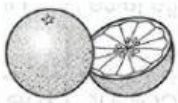	Merah / *Red* Tiada perubahan/ *No change*	Tiada perubahan / *No change*
Z 	Tiada perubahan/ *No change* Merah / *Red*	Tiada perubahan/ *No change* Biru / *Blue*

c) Pilih sifat bagi bahan X, Y dan Z.
Choose the property of substance X, Y and Z?

X =

Asid *Acid*	Alkali *Alkaline*	Neutral *Neutral*

Y =

Asid *Acid*	Alkali *Alkaline*	Neutral *Neutral*

Z =

Asid *Acid*	Alkali *Alkaline*	Neutral *Neutral*

d) Adakah rasa dan sentuhan boleh digunakan sebagai penunjuk saintifik bagi sesuatu bahan? Berikan sebab bagi jawapan anda .
Can taste and touch be used as scientific indicators for a substance? Give a reason for your answer.

Pilih jawapan yang betul.
Choose the correct answer.

i) Ya kerana setiap bahan yang rasanya pahit adalah alkali dan setiap bahan yang rasanya masam adalah asid. *Yes because every substance that taste bitter is alkaline and every substance that tastes sour is acidic*
ii) Tidak kerana bukan setiap bahan yang rasanya pahit adalah alkali dan bukan setiap bahan yang rasanya masam adalah asid. *No because not every substance that taste bitter is alkaline and not every substance that tastes sour is acidic*