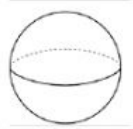


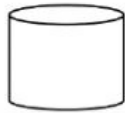
## Solid Shapes

Draw a line from the solid shape on the left to the correct object on the right.

Sphere



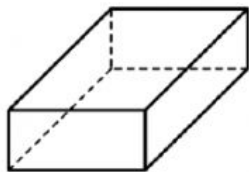
cylinder



Cone



rectangular prism



cube

