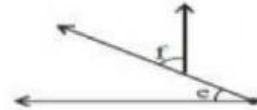
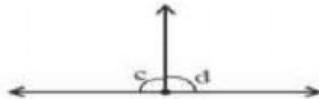
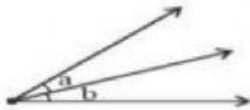


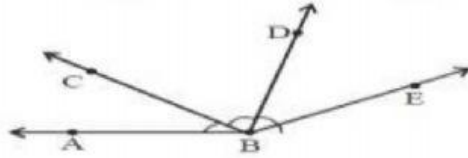
## LINES AND ANGLES

- 1) Which of the following are adjacent angles.

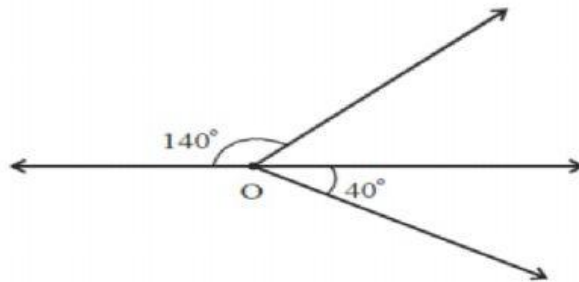


- 2) Give 4 examples of adjacent angles from your daily life situations.  
(Ex:- Angle between the fingers)

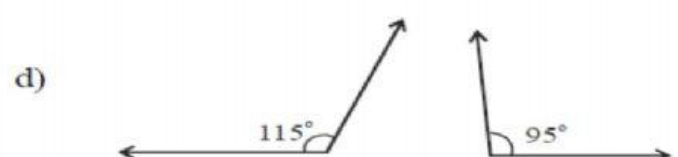
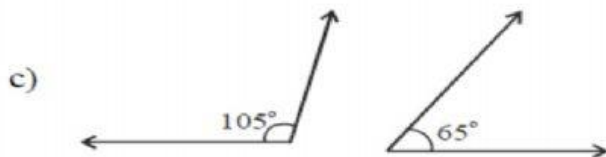
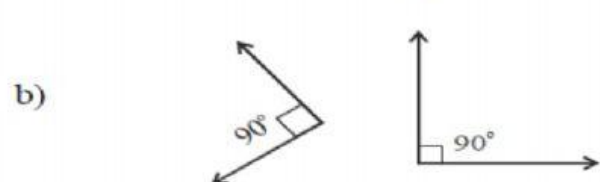
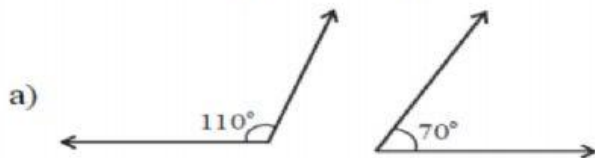
- 3) Does  $\angle ABC$  and  $\angle DBE$  adjacent angles? Give reasons.



- 4) Does two adjacent angles are complementary? Illustrate by drawing it.  
5) Does two adjacent angles are supplementary? Illustrate by drawing it.  
6)  $50^\circ$  and  $130^\circ$  are two adjacent angles, does they form angles of Linear pair? Illustrate by drawing it.  
7) Ramu has drawn the following figure. Can you say the angles so formed are Linear pair? If not, what was the mistake done by Ramu?



8. Identify the supplementary angles and which are not form the following pairs.



9. Do you agree with following students? Why? Give reason.

- a) Ramu said "complementary angles are always accute angles".  
b) Sita said "two accute angles cannot be supplementary".  
c) Vishnu said "In a pair of supplementary angles if one angle is obtuse, then the other will be accute angle."