
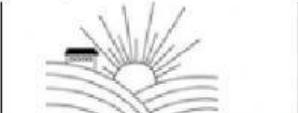
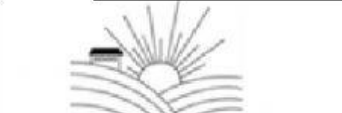













Name: _____ 1st grade / Group: _____ Period 1


School: _____ CCT: _____

- I. Listen  carefully and choose  the correct picture. There is an example.
Click on each audio below to the pictures.

E.g.		1.		2.	
					
3.		4.		5.	
					

- II. Check with a mark ✓ on the correct response. There is an example.

E.g.	Good morning!	<input type="checkbox"/> Good-bye	<input checked="" type="checkbox"/> Good morning!
6.	Good afternoon!	<input type="checkbox"/> Hello	<input type="checkbox"/> My name is Karen.
7.	Good evening!	<input type="checkbox"/> Hello	<input type="checkbox"/> Good night!
8.	Good night!	<input type="checkbox"/> Good-bye	<input type="checkbox"/> Hi
9.	Is this yours?	<input type="checkbox"/> Yes, I can.	<input type="checkbox"/> Yes, thank you.
10.	Can you open the door, please?	<input type="checkbox"/> Good afternoon	<input type="checkbox"/> Yes, of course.

III. Complete  the writing of the number. There is an example.

0

E.g. Zero

1

11. ___ ne

2

12. Tw ___

7

13. Sev ___ n

8

14. E ___ ght

10

15. T ___ n

IV. Drag the word from the box and drop it to the right line.



Stop	Green	Yellow	Red	Wait
------	-------	--------	-----	------

E.g. What does the **green light** mean in the traffic light? Go

16. What color is the **Stop** sign in the traffic light?

17. What does the **red light** mean in the traffic light?

18. What color is the **Caution** sign in the traffic light?

19. What does the **yellow light** mean in the traffic light?

20. What color is the **Go** sign in the traffic light?