



## Mandarin Getting Started #1/4

### Classroom Rules & Expectation

**Class/Grade Level/Subject:**

**Mandarin K-1**

This unit of four classes will prepare students to get ready for embarking on learning Mandarin journey.

**Unit Description**

In this **four classes Getting Started Unit**, students will build routines, procedures in the first class and foundational oral skills and knowledge in another three classes.

**I Can Statements:**

I can

- state procedures and attention-getting signals in Mandarin class by answering “yes” or “no” questions, singing a class rule song, matching the rules with pictures.
- read and respond in statement sentences and question sentences in Mandarin.
- Read and respond 5Ws by filling the gap.
- I can state sentence types by responding to them.

**Materials/Duration/Date of Lesson/Unit:**

4 classes / 45 minutes

- Attention -getting posters in paper and electronic
- Line up poster
- Bathroom procedure poster

**Checking for Understanding/Higher Order Thinking/Bloom’s Taxonomy:**

I can collaborate with my classmates and teacher to make rules and follow them.

**Academic Vocabulary:**

Chinese character	Phonetic guide (Chinese pinyin)	Translation in English
手	shǒu	hand
看	kàn	look

老师	Lǎo shī	teacher
你好	Nǐ hǎo	hello
对	duì	yes
不	bù	no
吗	Ma	Question mark

#### Enter Classroom Procedure (10mins)

- Greet students at the door by saying "ni hao" with hand shake/fist bump/high five. Explain how to finding seats. Script: Scholars! Welcome to the Mandarin class. I am going to greet you in Chinese, Ni hao, that means Hello in Chinese, repeat after me (repeat), very good. I can't wait to get to know you, but first let's find your assigned seat in the classroom. I need you to count by six and please remember your number. (1,2,3...) Ok very good job! My first group of six raise your hand high up and you will go ahead find your seat on Table 1 based on the number you just count (check students if they remember). Once you settle down, I want you immediately start working on the DO NOW on the study guide. Who are in table 1 ? ready?
- Once everyone sit down, whistle to get students attention and tell students to check DO NOW. (see attachment)

#### Anticipation (15 mins)

- Introduce social contract (classroom contract) and rules. Teacher says: Scholars, today is our first Mandarin class. I am your teacher Mrs. He. Do you want to learn Mandarin? Do you want to have more time for fun stuff everyday? Do you want to have more time to learn and more time to play? When we follow the rules at schools, we will make all of that happen. Wow! I can have more time for fun stuff. I am very excited to follow the rules, aren't you?
- Students brainstorm some classroom contract (social contract). Ok I want you to tell me what are the rules on your DO NOW you think Kindergarteners or 1st grade should follow, and I am going to write in our social contract in the back of the room in color blue. John, what rule you think we should follow?(reply) wow, I believe if everyone follows that, we will have a lot of fun time this year. (write down those words on the whiteboard)
- Activities: scholars you did a very good job name the rules and everyone is following our rules. Now we are going to sing a rule song together:

I Can Follow the Rules Song | Music for Classroom Management

<https://www.youtube.com/watch?v=iQxK-Ah7has>

Repeat the song one more time.

**Guided Practice:(5mins)**

- Introduce attention getting word. Teacher says: In the song, we sing "I can listen to the teacher ", look! I have a poster card here. A picture of a ear looks like ready to listen, xiao er duo, (point to the picture), that is how you said in Mandarin, repeat after me. Repeat, xiao er duo, shu qi lai, little ears, listening, so when I want you to listen to me, I will say little ears, and you say listening. let's practice together.
- In the song, it also says little eyes, look at teacher. Xiao yan jing, kan lao shi, when i said xiao yan jing (point to the picture of eyes), you will say kan laoshi with a movement like this. One last one hands on top that means stop, when I say shou shou shou, you say ting ting ting. Repeat, Excellent job.

**Independent Practice:(5mins)**

- Mix the hand, ear, hand attention getting words and practice with students.

**Closure:(5mins)**

- A happy face making to put on the social contract board. Teacher says: our last activity today will be making a face of yourself. Look, this is smiling face of Mrs. He. I made it by myself. I want you to make one of yourself and put it in my room. Whenever I saw it, it will remind me of your happy face because you are learning and having fun by following rules at school.
- Give direction of how to make a happy face. Teacher says: first, I have prepare a circle for you. My number one student in your table raise your hand, I need you to get your pencil from the box which is in the front of your table. Onc, two...open and get your pencil, when i count three you need to pass it to next person. Next student let's do it! one two three, take and pass. Great job! Is everyone having a pencil? Now I want you to make a happy face of yourself, I will set a timer of 3mins. Lets get started!... Now i want you to make some hair by using yarn prepared for you on you table. I will give you another 3mins to do that... Great work, scholars!

**Assessment:(5mins)**

- I want you to take your happy face and say "I promise that I can follow the rules at school." repeat. Stamp students paper.
- Name That Rule Activity

<https://www.youtube.com/watch?v=mULVYljXNao>

**Special Education Considerations:**

## Mandarin Class Study Guide 1/4 Rules & Procedures


Ming zi (name): \_\_\_\_\_ Grade: \_\_\_\_\_ Date: \_\_\_\_/\_\_\_\_/\_\_\_\_ Unit: Getting started

Target: I can collaborate with my classmates and teacher to make rules and follow them.


Vocabulary: 手(shǒu) hand 眼(yǎn)睛(jīng)eyes 小(xiǎo) small 看(kàn) look 老(lǎo)师(shī)teacher

Do now




Draw  in top corner box if you think students in the pictures are following the rules;



draw  if you think students are not following the rules.



Raise your hand before talking.



Share toys.



Run in the classroom.



Be a good listener.



Work quietly.



Use a loud voice.



Which children are following rules?  
Which children are not following rules?  
Color in yes ☺ or no ☹.



## Practice Attention-Getting Signal with a Partner

Teacher says: 手(shǒu) 手(shǒu) 手(shǒu) hand hand hand

Students say: 停(tíng) 停(tíng) 停(tíng) stop stop stop



Teacher says: 小(xiǎo)眼(yǎn)睛(jīng) little eyes

Students say: 看(kàn)老(lǎo)师(shī) look at teacher



Teacher says: 小(xiǎo)耳(ěr)朵(duo) little ears

Students say: 竖(shù)起(qǐ)来(lái) listen



## Homework

As an extension of his or her learning in Chinese class, your child has been given the opportunity to teach a family member the following words: 1. Hello. 2. Teacher. Please trust that your child's pronunciation of the vocabulary is accurate. Young children have an amazing ability to hear words and phrases and then pronounce them with great accuracy. Xiè xie! (Thank you!)

Parent/Guardian Signature \_\_\_\_\_

Date \_\_\_\_\_

Suggestion \_\_\_\_\_