


Track 28 **2** Listen to part of a class. Today is **show and tell** day. Check the picture that best represents what you hear.



Illustrações: Imaginário Studio



Imaginário Studio

This is my \_\_\_\_\_. His name is \_\_\_\_\_ and he is \_\_\_\_\_ years old. I love him very much. These are my \_\_\_\_\_. My mom's name is \_\_\_\_\_. She's very \_\_\_\_\_. This is Bob, my \_\_\_\_\_. He is a veterinarian. This is \_\_\_\_\_, my little \_\_\_\_\_. She's \_\_\_\_\_. And this is Charlie, my older \_\_\_\_\_. He is not very nice to me, but I \_\_\_\_\_ him. This is Toby, our \_\_\_\_\_, and this is Kitty, our \_\_\_\_\_.

Joseph - Grandfather – sister - Dad - nice - Denise – five - Brother - dog - cat - Alice - like – sixty-nine - Parents

# Graph

1. Check what you know about graphs.

a) Graphs communicate information...

☐ in a complex way.

☐ visually and quickly.

b) Graphs have titles that are...

☐ short and precise.

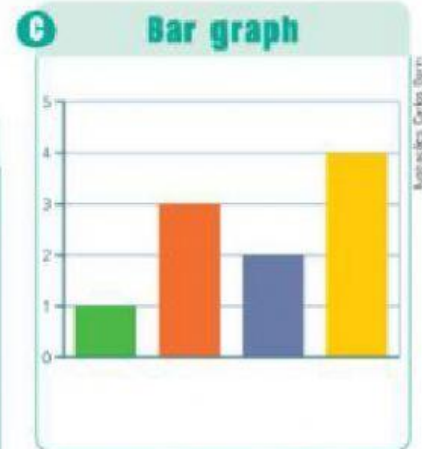
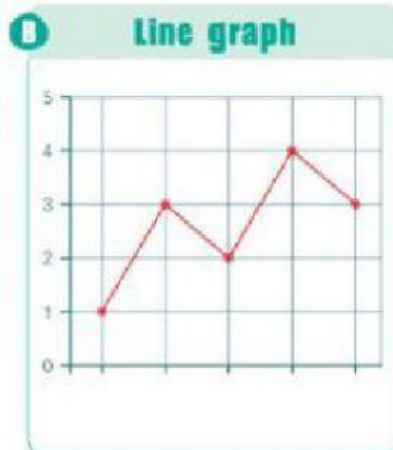
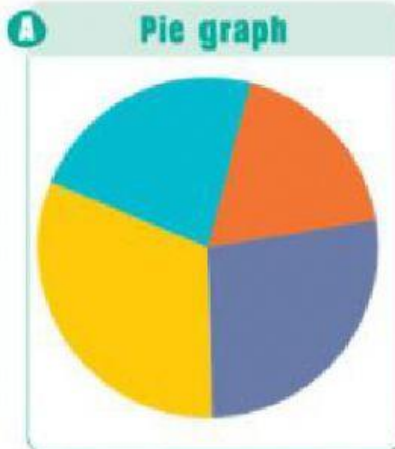
☐ long and confusing.

c) Graphs have legends that...

☐ add color to the graph.

☐ help the reader to understand the data.

2. Match the different types of graphs with their definitions.



- ☐ In this kind of graph, the information is represented by vertical or horizontal rectangles that have different heights or lengths.
- ☐ In this kind of graph, the information is represented in the form of a circle that is divided into parts.
- ☐ In this kind of graph, the information is represented by lines that connect data points.

