





















Name _____

Date _____

Lesson 2 - Skill 3 - BLENDS - Final Consonant

Directions: Circle the correct letter or letters from each column to spell the picture word. Then write the word neatly in the space below. Illustrations courtesy of LeapFrog Inc. from Phonics Desk Reading Tool.

| | | | | |
|--|--|--|---|--|
| 1.  | 2.  | 3.  | 4.  | 5.  |
| d e ? t u ? | m o ? n e ? | h e ? s a ? | c o ? r u ? | t i ? r a ? |
| | | | | |
| 6.  | 7.  | 8.  | 9.  | 10.  |
| g i ? m a ? | bl u ? br i ? | l o ? c a ? | b a ? d u ? | j o ? m u ? |
| | | | | |
| 11.  | 12.  | 13.  | 14.  | 15.  |
| d e ? c a ? | br a ? bl i ? | tr u ? br o ? | dr u ? br o ? | sw i ? st e ? |
| | | | | |
| 16.  | 17.  | 18.  | 19.  | 20.  |
| fl o ? fr e ? | fl a ? fr i ? | qu e ? ch a ? | dr i ? qu e ? | sl o ? st e ? |
| | | | | |