





















Name \_\_\_\_\_

Date \_\_\_\_\_

## Lesson 3 - Skill 1 - FINAL E RULE - Recognition Memory

**Directions:** Say the picture word slowly and listen to the sounds. Circle one letter from each column for the beginning - middle - and final sound. Write the word in the space provided.

|  |  |  |  |  |
|--|--|--|--|--|
| 1<br><br>b a k<br>s i ke<br><br>_____       | 2<br><br>c o n<br>b u ne<br><br>_____       | 3<br><br>s a ce<br>f e s<br><br>_____     | 4<br><br>w e v<br>s a ve<br><br>_____      | 5<br><br>n o s<br>d i se<br><br>_____     |
| 6<br><br>t i se<br>s o re<br><br>_____      | 7<br><br>j i te<br>k u ve<br><br>_____      | 8<br><br>t a be<br>h u de<br><br>_____    | 9<br><br>h i ke<br>f o ve<br><br>_____     | 10<br><br>st a te<br>sk e ne<br><br>_____ |
| 11<br><br>fl o te<br>bl u de<br><br>_____ | 12<br><br>bl i de<br>sl o se<br><br>_____ | 13<br><br>t e ne<br>r u se<br><br>_____ | 14<br><br>l o ne<br>st i ke<br><br>_____ | 15<br><br>c i e<br>t o u<br><br>_____   |
| 16<br><br>pl e ce<br>sl a ne<br><br>_____ | 17<br><br>w o a<br>p i e<br><br>_____     | 18<br><br>t o pe<br>r i te<br><br>_____ | 19<br><br>k y<br>cr a<br><br>_____       | 20<br><br>st y<br>sk e<br><br>_____     |