

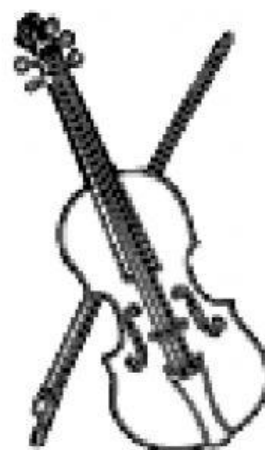


# ENGLISH

Select the picture if the name begins **Vera's Vest** with the "v" sound.

Vv  
vest



**To the Teacher:** Review the picture names with students.

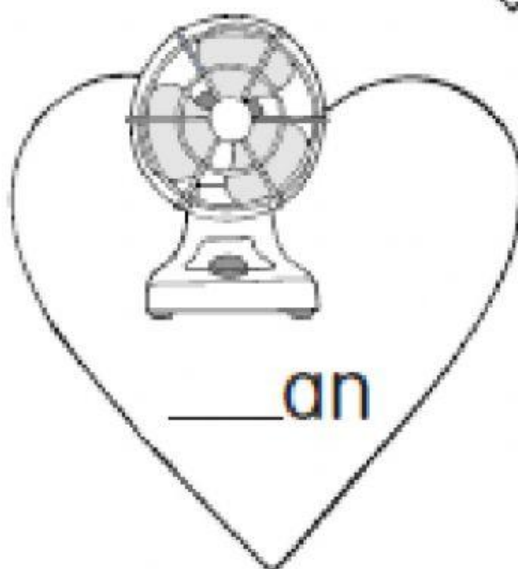
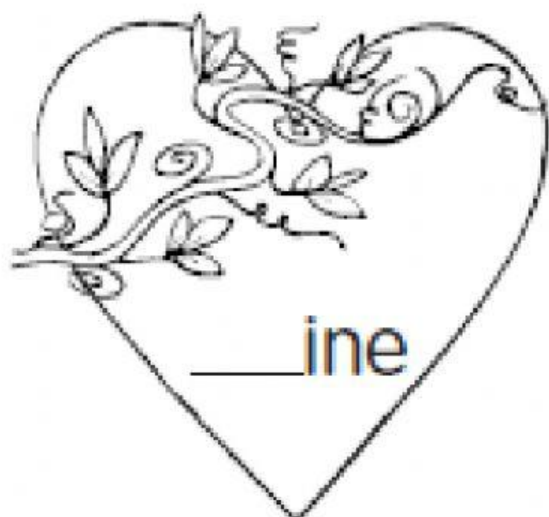
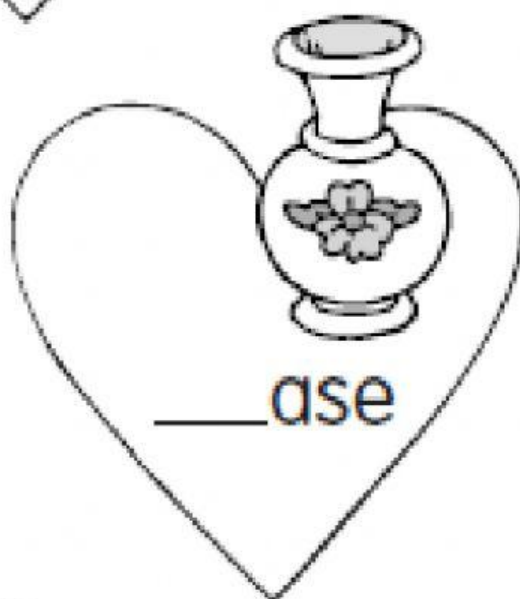
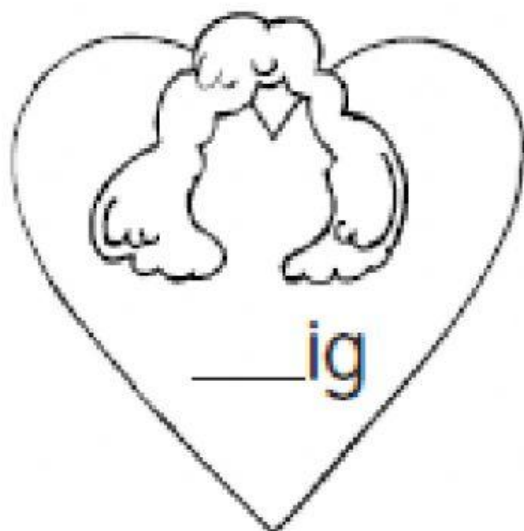
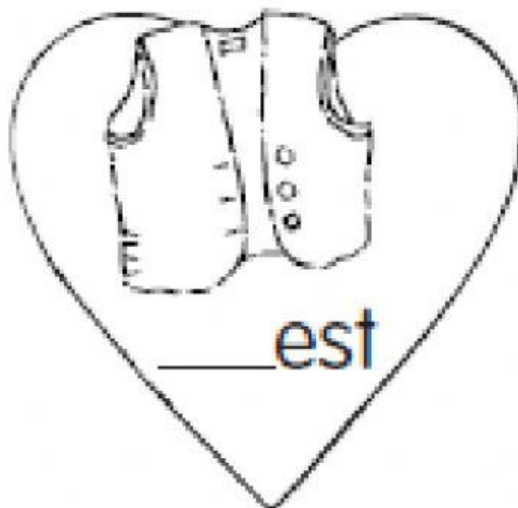
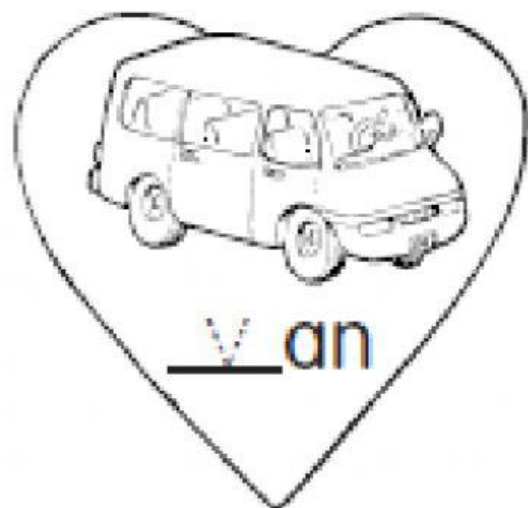
Vine, vase, violin, chair, fish, van.

Recognizing the beginning /v/ sound

# ENGLISH

Type the letter **v** on the line if the word begins with the "v" sound.

**Be My  
Valentine!**




# ENGLISH


Drag and drop the pictures by the vase if their name begins with the "v" sound.

**First or Last?**

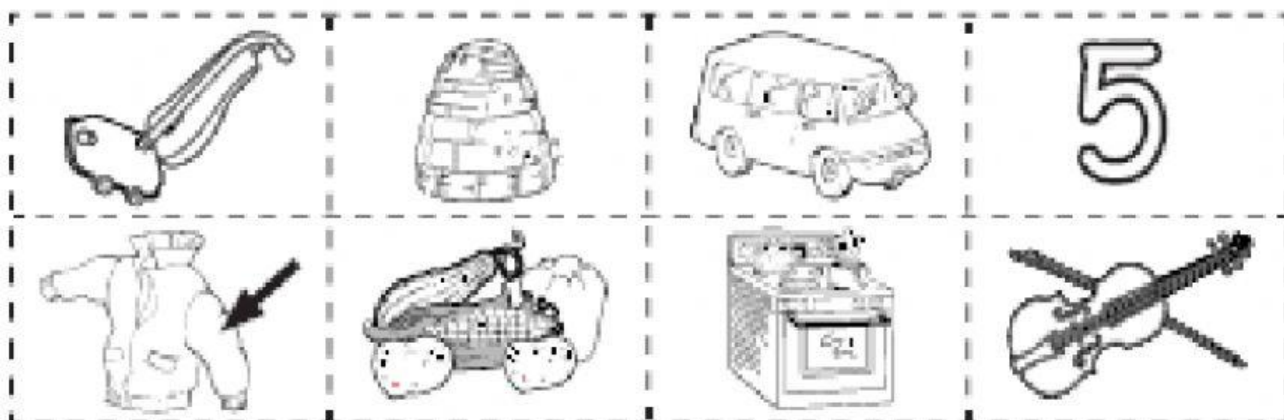
Drag and drop them by the glove if their name ends with the "v" sound.



vase

glove

# ENGLISH

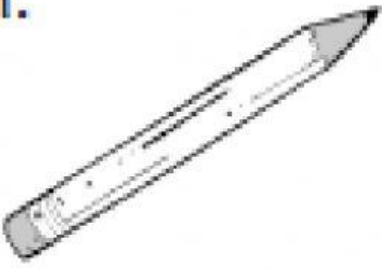








Say the name of each picture.

Listen for the beginning sound.

Select the letter that stands for the beginning sound.

Beginning  
Sounds

p r v

1. 	2. 	3. 
<p>p r v</p>	<p>p r v</p>	<p>p r v</p>
4. 	5. 	6. 
<p>p r v</p>	<p>p r v</p>	<p>p r v</p>
7. 	8. 	9. 
<p>p r v</p>	<p>p r v</p>	<p>p r v</p>