

## DATES

- 1** Write the months in the correct order.  
Then listen and repeat.

April    August    ~~December~~    February  
~~January~~    July    June    March    May  
 November    October    September



**2**

- 4** Complete the calendar with the ordinal numbers in the box. Drag and drop

eighteenth    eleventh    fourteenth    ninth  
~~sixth~~    thirty-first    twenty-fifth  
 twenty-second    twenty-seventh  
 twenty-third





**3**



- Listen and check (✓) the dates you hear.

- |                              |                          |                             |                                     |
|------------------------------|--------------------------|-----------------------------|-------------------------------------|
| 1 a May 12 <sup>th</sup>     | <input type="checkbox"/> | b May 20 <sup>th</sup>      | <input checked="" type="checkbox"/> |
| 2 a February 3 <sup>rd</sup> | <input type="checkbox"/> | b February 13 <sup>th</sup> | <input type="checkbox"/>            |
| 3 a July 6 <sup>th</sup>     | <input type="checkbox"/> | b July 26 <sup>th</sup>     | <input type="checkbox"/>            |
| 4 a December 1 <sup>st</sup> | <input type="checkbox"/> | b December 21 <sup>st</sup> | <input type="checkbox"/>            |
| 5 a August 30 <sup>th</sup>  | <input type="checkbox"/> | b August 31 <sup>st</sup>   | <input type="checkbox"/>            |
| 6 a March 2 <sup>nd</sup>    | <input type="checkbox"/> | b March 7 <sup>th</sup>     | <input type="checkbox"/>            |

**Remember! Hay dos formas de decir las fechas... Prestá atención a cómo se escribe  y cómo se dice oralmente  cada una de las formas, en especial a las palabras en **violeta**.**

*What is the date today?*


 It is Friday, October 30th

                    └──┬──┘   └──┬──┘   └──┬──┘

                    day   month   ordinal number



Friday October the thirtieth

 It is Friday, 30th October

                    └──┬──┘   └──┬──┘   └──┬──┘

                    day   ordinal number   month



Friday the thirtieth of October

**4 Complete the chart with the two options. You have an example**

DATES	HOW TO SAY DATES	
01/01	The first of January	January the first
14/02		
01/05		
31/10		
25/12		

**5 Big ordinal numbers! Write the numbers in figures :**

Eg)

Forty- fifth =  
45th

sixtieth =

twelfth =

second =

twenty-fourth =

fifteenth =


thirty-third

ninetieth =

eighty-first =

seventy-ninth=

**6 Match the ordinal numbers. Write the letters (A-F) next to the correct number.  
THERE ARE TWO EXTRAS**



D	FORTIETH
	THIRTEENTH
	FORTY-FOURTH
	THIRD
	THIRTIETH
	ELEVENTH
	TENTH
	FOURTH