

To study:

# 1. LISTENING PART

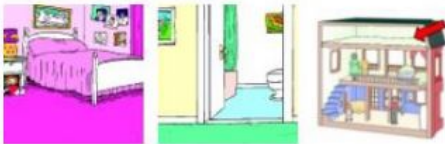
In this part of the exam, the students will have to listen to the teacher carefully and choose the correct picture:

THIS IS AN EXAMPLE:

Example: *Number 1: Bedroom.*


*Number 2: Garage*

1.




\_\_\_\_\_

3.




\_\_\_\_\_

2.



\_\_\_\_\_

4.



\_\_\_\_\_

To study:

## 2. SPEAKING PART

**SPEAKING PART:** In this part of the exam, you have to practice the conversation below. You have to speak naturally. The speaking exam will be between you and your teacher.



Hello! Good morning!

Hello! Good morning!

What's your name?

My name is .....

And you... What's your name ?

How are you today?

I'm..... (fine/happy/sad)

And you?

What's your favourite colour?

My favourite colour is.....

What about you, what's your favourite colour?

Do you like animals?

Yes, I do / No, I don't

And you, do you like animals?

What's your favourite animal?

My favourite animal is....

And YOUR?

Good bye!

Good bye!

What's your favourite food?

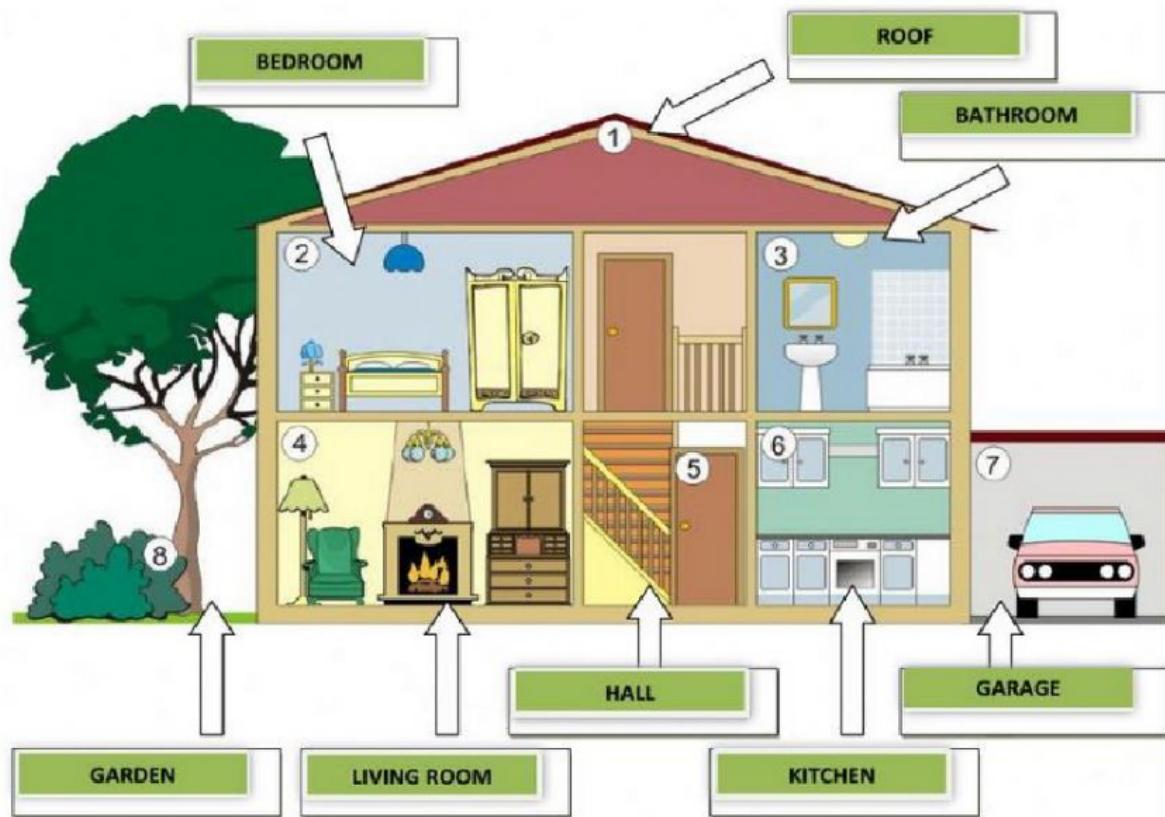
My favourite food is.....

What's your favourite food?

To study:

### 3. WRITING VOCABULARY PART

In this part the students have to be able to write each part of the house without mistakes:



To study:


## 4. GRAMMAR PART

### THERE IS - THERE ISN'T THERE ARE - THERE AREN'T

In this part of the exam they have to complete some sentences with there is – there are –  
there isn't – there aren't:



There +  
is  
are



There +  
isn't  
aren't



EXAMPLE:

Write two sentences with THERE IS:

1. \_\_\_\_\_
2. \_\_\_\_\_

Write two sentences with THERE ISN'T

1. \_\_\_\_\_
2. \_\_\_\_\_

Write two sentences with THERE ARE:

1. \_\_\_\_\_
2. \_\_\_\_\_


Write two sentences with THERE AREN'T:

1. \_\_\_\_\_
2. \_\_\_\_\_

To study:

## 5. REVIEW 2nd grade VOCABULARY

In this part, the students have to know how to write the colours in English, without mistakes:



Example:

