Bahagian A

[20 *markah*]

Jawab semua soalan. Setiap soalan diikuti oleh **empat** pilihan jawapan. **A, B, C** dan **D**. Pilih jawapan yang paling **tepat**.
Answer all the questions. Each question is followed by four answer choices. A, B, C and D. Choose the most correct answer.

1. Cari gandaan sepunya terkecil (GSTK) bagi 12 dan 30.
   Find the lowest common multiple (LCM) for 12 and 30.

   A. 6
   B. 11
   C. 30
   D. 60

2. Diberi $2:5=x:15$, cari nilai x.
   Given, 2 : 5 = x : 15 find the value of x.

   A. 4
   B. 6
   C. 8
   D. 10

3. Diberi $m=4$ dan $n=-6$, cari nilai bagi
   $-4m+\frac{n}{3}-8$.
   Given m = 4 and n = -6, calculate
   $-4m+\frac{n}{3}-8$.
   A. -22
   B. 22
   C. -26
   D. 26

4. Dalam rajah di bawah, semua garis ialah garis lurus.
   In the diagram below, all the lines are straight lines.

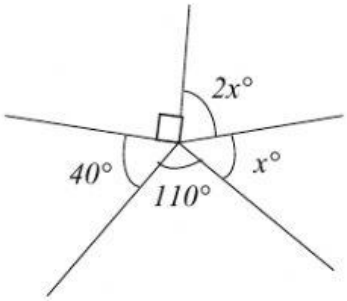

   Cari nilai x. Find the value of x

   A. 30°
   B. 40°
   C. 50°
   D. 60°

5. Sebuah poligon yang mempunyai 7 sisi dikenali sebagai
   A polygon with 7 sides is known as

   A. Pentagon
   B. Heksagon
   C. Heptagon
   D. Oktagon

6. Diberi luas bagi sebuah segi empat tepat ialah 78 cm^2 dan lebarnya ialah 6 cm. berapakah panjang, dalam cm, segi empat tepat itu?
   Given that the area of a rectangle is 78 cm^2 and its width is 6 cm. how long, in cm, is the rectangle?

   A. 7
   B. 13
   C. 23
   D. 33

7. Rajah di bawah menunjukkan sebuah segi tiga sama kaki.
   The diagram below shows an equilateral triangle.

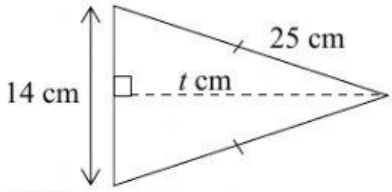

   cari nilai t.
   Find the value of t

   A. 12
   B. 16
   C. 20
   D. 24

8. | 32, 16, x, 4, 2 |
   |---|

   Dalam urutan nombor di atas, cari nilai x.
   In the sequence of numbers above, find the value of x.
   A. 14
   B. 10
   C. 8
   D. 6

9. Kembangkan / Expand

$$-\frac{r}{4}(8-16s).$$

A. $2r-4rs$
B. $2r+4rs$
C. $-2r-4rs$
D. $-2r+4rs$

10. Diberi $v=u+2$ ungkapkan u sebagai perkara rumus.
Given v = u + 2, express u as a subject of formula.

A. $u=2+v$
B. $u=v-2$
C. $u=2-v$
D. $u=-2-v$

11. Berapakah jumlah sudut peluaran bagi sebuah poligon?
What is the total external angle of a polygon?

A. 360°
B. 720°
C. 1260°
D. 1440°

12. Rajah di bawah menunjukkan suatu sektor bagi sebuah bulatan berpusat O.
The diagram below shows a sector of a circle centered at O.

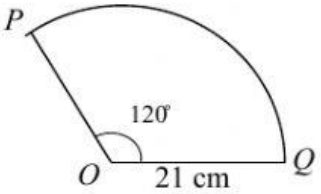

Cari luas, dalam cm^2, sektor itu.
Find the area, in cm^2, of that sector.
[Guna / use $\pi = 3.142$]

A. 461.87
B. 21.99
C. 43.99
D. 314.05

13. Apakah pepejal geometri yang dibentuk daripada bentangan dibawah?
What is the geometric solid formed from the layout below?

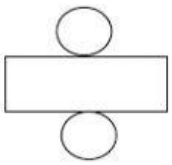

A. Kuboid /Cuboid
B. Piramid / Pyramid
C. Kon / Cone
D. Silinder / Cylinder

14. Cari jarak di antara titik $(0,0)$ dengan $(-8,-6)$.
Find the distance between points (0,0) and (-8,-6).

A. 5 unit
B. 8 unit
C. 10 unit
D. 15 unit

15. 80 km/j bermaksud jarak yang dilalui dalam masa 1 jam ialah_____km.
80 km / h means the distance traveled in 1 hour is _____km.

A. 1
B. 8
C. 10
D. 80

16. Rajah di bawah menunjukkan hubungan antara set P dan set Q.
The diagram below shows the relationship between set P and set Q.

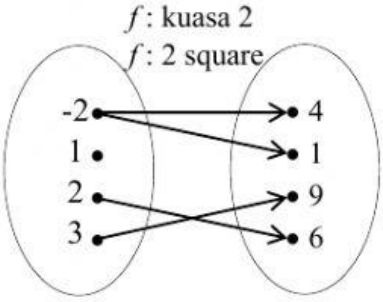

Apakah jenis hubungan antara set P dan set Q?

A. Hubungan satu kepada satu
One to one relation
B. Hubungan satu kepada banyak
One to many relation
C. Hubungan banyak kepada satu
Many to one relation
D. Hubungan banyak kepada banyak
Many to many relation

17. Diberi pintasan-x dan pintasan-y bagi satu garis lurus masing-masing ialah 3 dan 6. Cari kecerunan garis lurus itu.
Given intercept x and intercept y for a straight line are 3 and 6. respectively. Find the gradient of the straight line.

A. -2
B. -3
C. 3
D. 2

18. Rajah di bawah menunjukkan graf jarak-masa bagi empat buah kereta, *P,Q,R* dan *S*.
The diagram below shows the distance-time graph of four cars, P, Q, R and S.

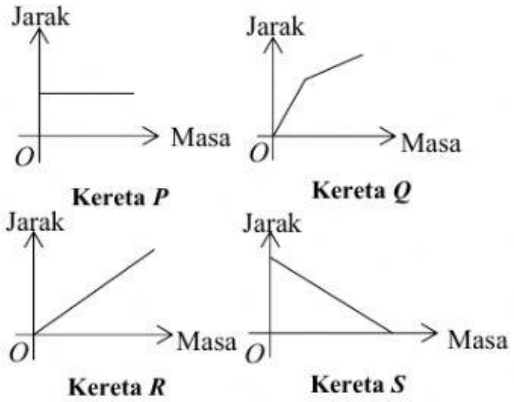

Kereta manakah yang bergerak dengan laju tidak seragam?
Which car is moving at a non-uniform speed?

A. Kereta *P / P Car*
B. Kereta *Q / Q Car*
C. Kereta *R / R Car*
D. Kereta *S / S Car*

19. Antara pasangan bentuk berikut, yang manakah menunjukkan suatu translasi?
Which of the following pairs of shapes shows a translation?

A.
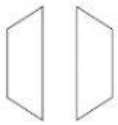

B.
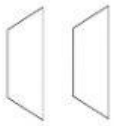

C.
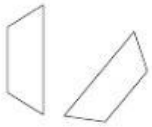

D.
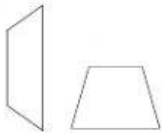

20. Rajah di bawah menunjukkan suatu set data.
The diagram below shows a data set.

4, 10, 5, 8, 2, 7, 2

Tentukan median bagi data tersebut.
Determine the median for the data.

A. 4
B. 5
C. 6
D. 7