

People


Let's revise vocabulary!

CLICK HERE and practise. Listen and click on the correct picture. (Hacé **CLICK ACÁ** y practicá. Escuchá y hacé click sobre el dibujo correcto)

Look at these people! What do they look like? (¡Mirá a estas personas! ¿Cómo se ven?)

Read and look at the pictures. Match. Be careful! There are two extra pictures. (Leé, mirá y uní. ¡Ojo! Dos dibujos te van a sobrar)

- 1 She hasn't got freckles, but she's got braids.
- 2 She's got long hair, but she hasn't got braids or freckles.
- 3 He's got short, straight hair, but he hasn't got freckles.
- 4 He's got short hair and he's got freckles.



These are Percy and Laura. Can you describe them?

Look at them and write sentences using HE'S GOT or SHE'S GOT and the words in the box. (Miralos y escribí oraciones usando HE'S GOT o SHE'S GOT y las palabras del cuadro.)

Percy



Laura



Eg: He's got short hair.

1.

2.

3.

4.

5.

6.

7.

freckles - long - blond - straight - freckles - red - straight

Percy wants a present for Laura. What do you think he is going to get her? (Percy quiere darle un regalo a Laura. ¿Qué pensas que le va a dar?)

Write. (Escribí)



Let's see!

Read the story. Have you guessed? (Leé la historia. ¿Adivinaste?)



Read the story again and match. (Leé la historia otra vez y uní.)

1. Percy wants to give
2. Laura has got
3. She hasn't got
4. Laura is a
5. She doesn't like

red hair.
princess.
a present to Laura.
the picture.
blue eyes.

What do you think? Do you like the picture? (¿Qué te parece?
¿Te gusta el dibujo?)

Choose. (Elegí.)

YES

NO

*Percy gives the artist a second chance. Let's have a
look!* (Percy le da otra oportunidad al artista. ¡Veamos que pasa!)



Is this picture better? Will Laura like it? What do you think? (¿Es mejor este dibujo? ¿Le va a gustar a Laura? ¿Qué te parece?)

Choose. (Elegí)

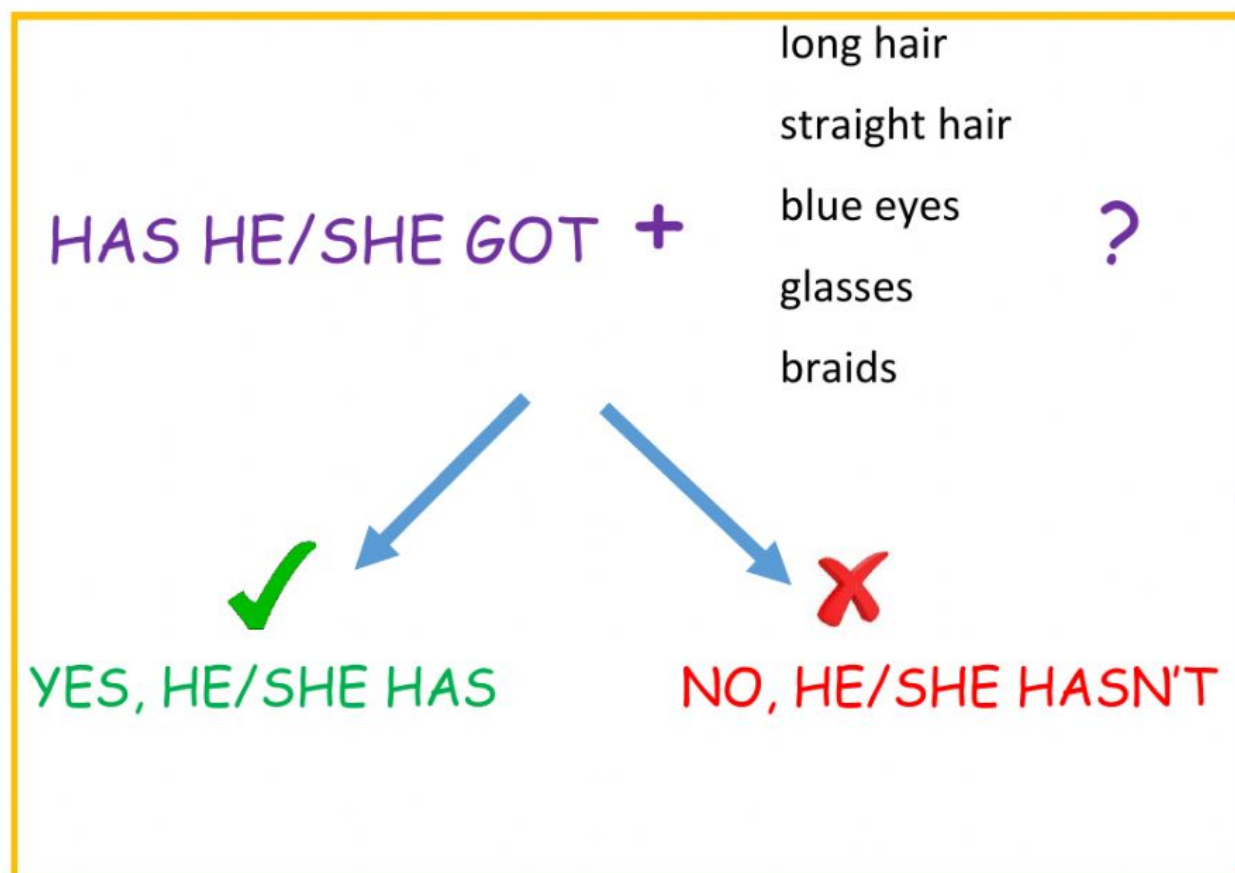


Let's pay attention to these examples. (Miremos un poquito estos ejemplos)




We use **HAS** HE/SHE **GOT...?** to make questions about people's appearance. Look!

(Usamos **HAS** HE/SHE **GOT?** para hacer preguntas acerca de la apariencia de las personas. ¡Mirá!)



Now let's practise! (¡Ahora vamos a practicar!)

Look at the photos and choose the correct answer. (Mirá las fotos y elegí a respuesta correcta)



Picture A

- 1 Has she got glasses? Yes, she has
- 2 Has she got blond hair?

Picture B

- 3 Has he got short hair?
- 4 Has he got blond hair?

Picture C

- 5 Has he got brown eyes?
- 6 Has he got freckles?

Look at the photos and complete the questions and answers. (Mirá las fotos y completá las preguntas y respuestas)



1 Has he got freckles?

Yes, he has.

2 _____ he got black hair?

No, he _____.



3 _____ she got long hair?

Yes, she _____.

4 _____ she got curly hair?

No, she _____.



5 _____ he got freckles?

No, he _____.

6 _____ got glasses?

Yes, _____.



7 _____ got red hair?

Yes, _____.

8 _____ got short hair?

No, _____.