



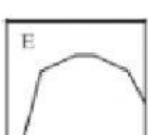
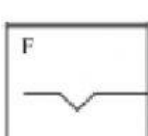

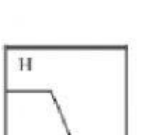


Drag the illustration on the left to its correct description.

		1. There was a peak in customer numbers
		2. Customer numbers were erratic
		3. Numbers fell steadily
		4. Customer numbers fluctuated slightly
		5. There was a slight dip in customer numbers
		6. Customer numbers fluctuated wildly
		7. Customer numbers plunged
		8. There was a steep rise in customer numbers