

Converting raw Data to Percents(%)

$$\frac{\text{raw data}}{\text{total number}} = \text{.deci} \rightarrow \text{.deci} = \text{de.ci\%}$$


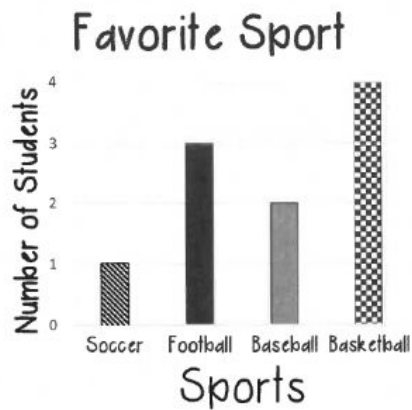
↓
Convert to %

- ① raw data from table or Graph
- ② Divided by total number of data points
- ③ Decimal answer \Rightarrow Convert to Percent

Open bottom flap

Name _____ Date _____

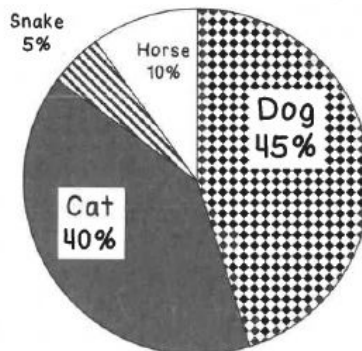
Students were polled regarding their favorite sport. The results are shown in the bar graph. Create a circle graph from the data in the bar graph.



Name _____ Date _____

Twenty students were asked the question, "What is your favorite pet?" The results from the poll are shown on the circle graph. Fill in the number of students who voted for each animal to match the circle graph.

Favorite Pets



Type of animal	Number of Students
Dog	
Cat	
Horse	
Snake	

2016 © Emzy's Rigmarole

Converting Percents(%) to raw Data

$\% \text{ of total} = \text{raw data}$

$\text{Deci} \times \text{total number (raw numbers)} = \text{raw data}$

① Convert Percent to a decimal

② multiply by total number of data points

↑ open top flap