



Text Features



Name: _____

Drag the words in the box beneath the correct text feature.

photograph

graph


map

illustration

1.



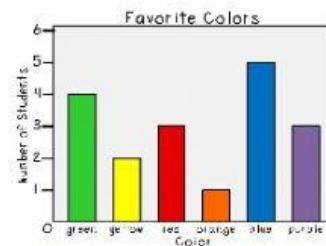
2.



3.



4.



Use the text features to answer the following questions.

5. Name 3 parts of an insect that can be found on page 3.

6. On which page can I find the topic molting?

7. On which pages can I read up on types of grasshoppers?

Index

abdomen, 4, 6
 antennae, 3, 6, 12
 camouflage, 7, 14, 19
 chirping, 4, 10, 8
 crickets, types of, 10-11, 14-15
 crop damage, 6, 21
 ears, 10, 19
 eggs, 16-17
 exoskeleton, 3
 eyes, 4, 5
 grasshoppers, types of, 7, 8-9
 habitat, 2
 katydids, 18-19
 legs, 3, 4, 5, 10, 14-15, 19
 locusts, 18-19
 molting, 16
 molting, 17
 nymphs, 17
 spiracles, 4
 thorax, 4
 wings, 3, 10, 15, 17, 19, 20

Food for Grasshoppers

When a grasshopper wants to find food, it uses its antennae to find out what is moving on the ground. The grasshopper listens for enemies or danger with ears that are on its abdomen. If it does not hear any enemies, it looks for plants to eat. Grasshoppers have two pairs of jaws to help them eat. Some grasshoppers eat only leaves and flowers. Others eat whatever they find in a farmer's field, such as barley or corn.

Keep Watch

Grasshoppers must watch out for their enemies. Some lizards eat grasshoppers. Spiders, birds, snakes, and monkeys eat them too. But grasshoppers can protect themselves.

Table of Contents

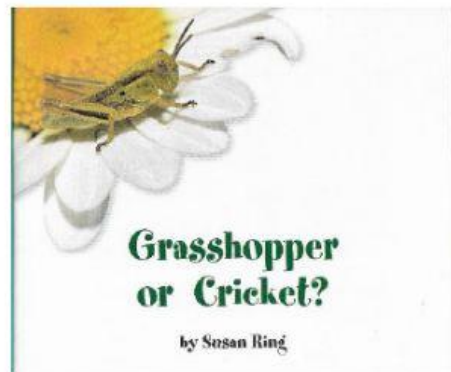
Introduction	2
Chapter 1 Grasshoppers	4
Chapter 2 Crickets	10
Chapter 3 Baby Grasshoppers and Crickets	16
Chapter 4 Katydid and Locusts	18
Conclusion	20
Glossary	22
Index	23
Comprehension Check	24

8. Under which subtitle can I read up on what grasshoppers eat?

9. On which page should I look for the meaning of the bold words?

10. Who is the author of the text on the right?

11. Which text feature is pictured on the right?



12. Name three (3) text features that can be Found in the photograph on the left.

Total: 18 points