




## Reading - Text-structures “Characters” Grade 2 – Home-work exercise – 21st, October, 2020

**Directions:** Carefully, look at each story book character below. Then, place each character under its correct heading within the chart. (2 pts. each)

*\*Kindly note: pictures should be placed within the chart by the correct order as they are listed below, for the computer to scan correct answers.*



Types of story-characters		
People characters	Animal characters	Thing characters

--	--	--

--	--	--

