

# UNIT 4

## IN MY HOUSE

### PRE KINDER

Objectives: To identify parts of the house and objects.

- I. Listen to the audio and link the part of the house with the corresponding image.

1.



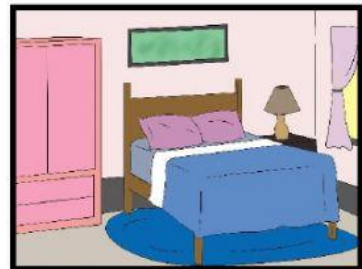
LIVING ROOM



2.



KITCHEN



3.



BEDROOM



4.



DINING ROOM




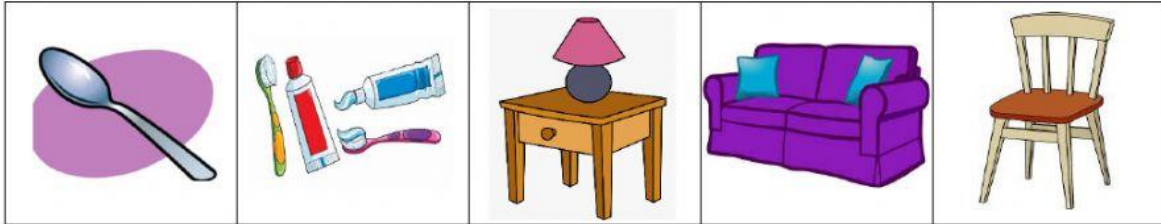


5.

BATHROOM



II. Drag the object to the corresponding part of the house. Click on the audio() to listen to the name of the part of the house.



1.



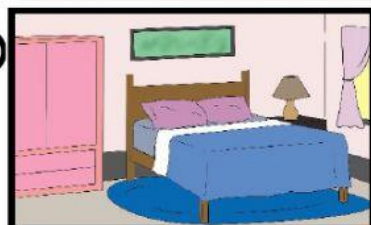
2.



3.



4.



5.

