Chapter 10 Things in the Classroom

Task 1

Listen and repeat after your teacher!
(*Dengarkan dan ulangi setelah gurumu!*)


pen


blackboard



chalk


pencil


clock

globe

chair


ruler

desk

picture

eraser

dustbin

Language Function

Study it!

(*Pelajarilah ini!*)

Untuk memastikan nama benda yang ada di kelas, kita menggunakan kalimat:

a. *Is it a/an ....?* (Apakah ini ....?)

Contoh:

A : Is it a pencil?

B : Yes, it is

b. *Is this a/an ....?* (Apakah ini ....?)

Contoh:

A : Is this a book?

B : No, this is not

c. *Is that a/an ....?* (Apakah itu ....?)

Contoh:

A : Is that an eraser?

B : Yes, that is

Task 2

Match the words with the meanings!
(*Jodohkan kata-kata dengan artinya!*)

1. Chair	(.....)	a. penghapus
2. Blackboard	(.....)	b. penggaris
3. Chalk	(.....)	c. papan tulis
4. Globe	(.....)	d. kursi
5. Ruler	(.....)	e. gambar
6. Eraser	(.....)	f. pensil
7. Picture	(.....)	g. kapur
8. Map	(.....)	h. meja
9. Pencil	(.....)	i. globe
10. Desk	(.....)	j. peta

Task 3

Look and say!
(*Perhatikan dan ucapkan!*)

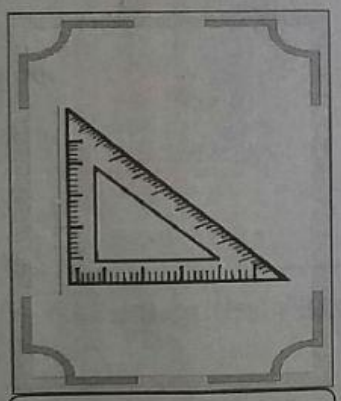

This is a ruler

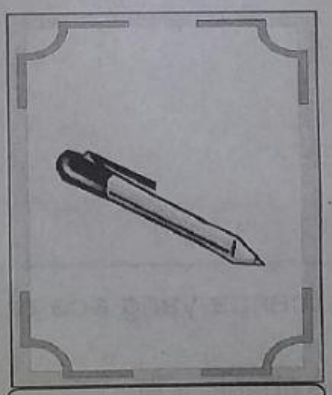

This is a pen

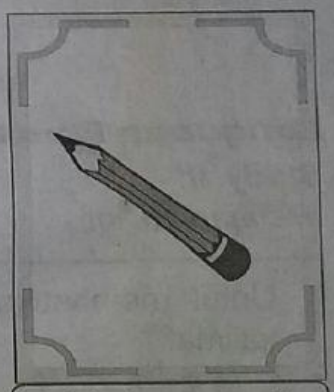

This is a pencil



This is a book

This is a globe



This is a clock

Task 5

Complete the dialogues below and practice with your friend!
(*Lengkapilah dialog-dialog di bawah ini dan praktikkan dengan temanmu!*)
Example:

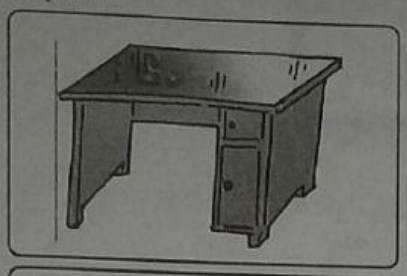

A : Is it a desk?
B : Yes, it is.

1.

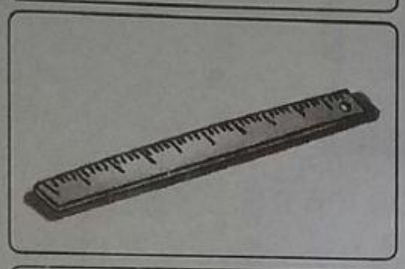

A : Is this a pen?
B : No, ...

2.

A : Is that a globe?
B : .....

3.

A : Is it a map?
B :

4.

A : Is this an eraser?
B : ....

5.

A : Is it a dustbin?
B : ....