











INFLECTIONAL ENDINGS PART B PRACTICE 1

PART A. Look at each group of letters. Unscramble the letters and write the correct word on each space. For example,

vmarlede - marveled

1. r f r e d e e r
2. r e e t t n g i r
3. r v v i e i n g
4. t t o a l d e
5. p t a r l l i n g o
6. s u o r r u n n d i g
7. h v o e e r d
8. a e d c c s u
9. u n n r a v l e i g
10. c n n o f d g i i

PART B. Look at each picture on the chart. Drag the word from the box that corresponds to each picture.

	<p>This is the man I was talking to.</p> 
<p>2. $\begin{array}{r} 6 \\ + 1 \\ \hline \end{array}$</p> <p>Total is: _____</p> 	
	
	<p>She did it!</p> 
	

referred

hovered

totaled

accused

patrolling

reviving

surrounding

unravelling

confiding

regretting