

Directions. Read the following poem about magnets to get an idea on how they work.



Magnetic Friends

By Lili Pluta

Imagine you're a magnet,
And you want to make a friend.


The process can be tricky
As to which end you extend.

North to north or south to south
Will push you two away.

South to north or north to south,
Together you will stay.

Like poles will repel, you see, but
opposites attract.

Magnetic force is powerful, And that,
friends, is a fact.




Alianz
Comunidad Estudiantil

**Watch this video about
magnets**



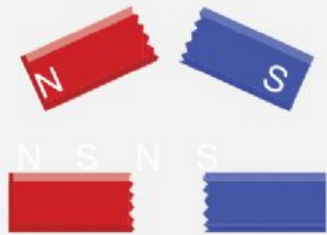
Properties of Magnets



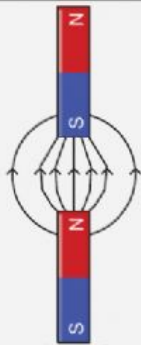
Magnets attract objects made of iron, nickel and cobalt.



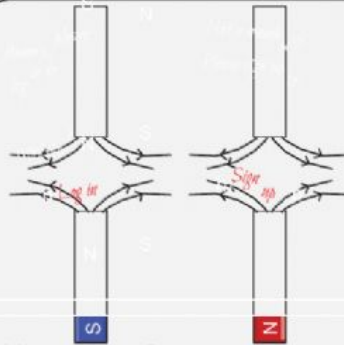
Magnets have two poles, the north pole (N) and the south pole (S).



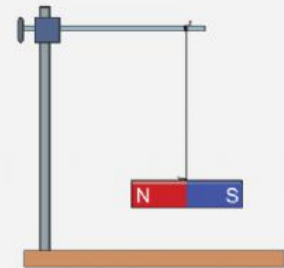
Poles always exist in pairs. They cannot be separated.



Opposite poles of two magnets attract each other.



Like poles of two magnets repel each other.



If a magnet is suspended freely by a thread, it aligns itself in the north-south direction.

Magnets

Directions. Draw a line from the magnet to each magnetic object.



iron spring



gold ring



steel ruler



aluminum can



rubber duck



steel spoon



plastic bottle



iron nail

Directions. Write the word that completes each sentence.

repel attract pole

1. Magnets can _____, or pull toward, metal objects.
2. Magnets can _____, or push away from, each other.
3. The _____ is the place on a magnet that has the strongest push or pull.

Explain

4. How can a magnet move a metal object?

Apply Concept

5. Describe what is happening in the picture. Tell why it is happening.

