































# Pictogram 2

Complete the table and use the pictogram to answer the questions.

Month	Sunny Days	Frequency
April	  	
May	    	
June	      	
July	     	
August	    	
September	   	



= 3 sunny days

- How many days were sunny in May? \_\_\_\_\_
- How many days were sunny in July? \_\_\_\_\_
- Which month had the MOST sunny days? \_\_\_\_\_
- Which month had the LEAST sunny days? \_\_\_\_\_
- Which two months had the same number of sunny days? \_\_\_\_\_

6. How many sunny days were there in July, August and September, altogether?

\_\_\_\_\_

7. How many MORE sunny days does August have than April? \_\_\_\_\_

8. What is the difference between the number of sunny days in April and June?

\_\_\_\_\_

9. How many sunny days were there altogether? \_\_\_\_\_