Interactive Revision Worksheet

Chapter 1: Lesson 1

Patterns with Exponent and powers of 10

In this Lesson, you will use the properties of multiplication to calculate a product.

Examples:

❖ **Find each product :**

1) 8×10^4 = _____

2) 6×100 = _____

3) $10^3 \times 6 =$ _____

❖ **One box of printer paper has 3×10^2 sheets of paper. Another box has 10^3 sheets of paper .What is the total number of sheets in both boxes ?**

_____

Chapter 1: Lesson 5

Compare Decimals

In this lesson we will use place value to compare decimals

Examples:

❖ **Compare using <,> or = :**

1) 8.66 ____ 8.576

2) 7.09 ____ 6.65

3) 5.565 ____ 5.050

4) 3.235 ____ 3.621

❖ **Order these decimals from least to greatest**

5.6 5.3 5.8 5.4 5.0 6.0

____ ____ ____ ____ ____ ____

Chapter 1: Lesson 6

Round Decimals

In this lesson we will use place value to round decimals to different places

Examples:

❖ **Round each decimal to the place of the underlined digit**

1) 12.41
2) 10.846
3) 7.3
4) 9.401
5) 3.811

Chapter 2: Lesson 2

Estimate Sums and differences

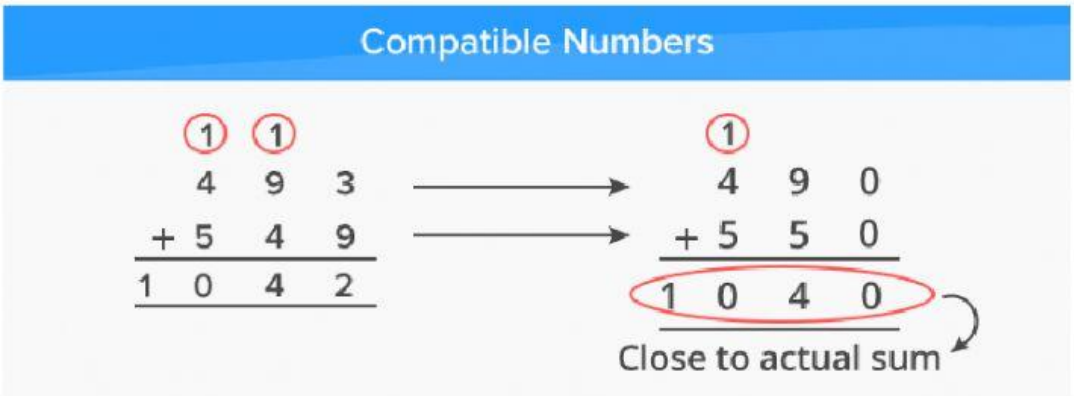

In this lesson you will use compatible numbers to estimate sums and differences.

Example:

If we have to add 493 and 549, we can use compatible numbers to estimate :

493 → 490

+ 549 → +550

493 → 500

+ 549 → +500

Chapter 2: Lesson 4

Add Decimals

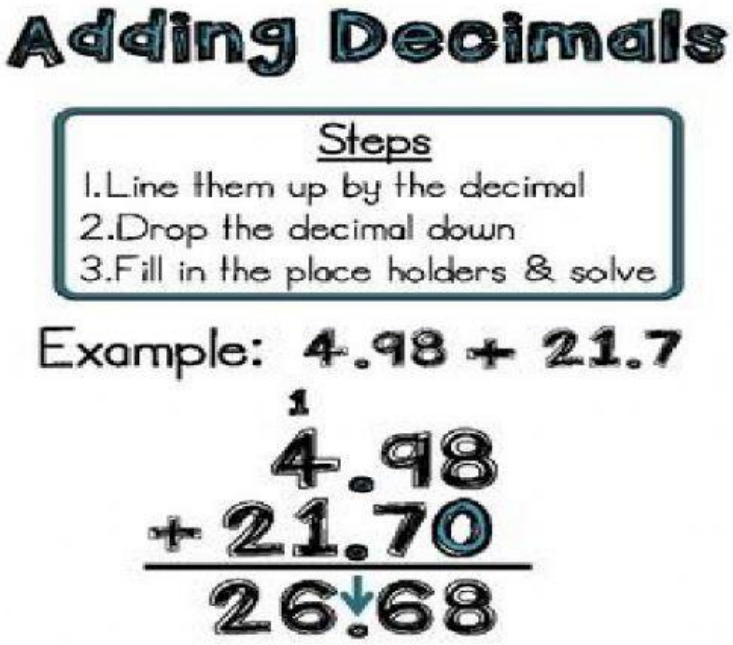

In this lesson, we will add decimals to the hundredths using the standard algorithm

Example:

$$\begin{array}{r} 2.345 \\ +\ \underline{1.500} \\ \end{array}$$

Chapter 2: Lesson 5

Subtract Decimals

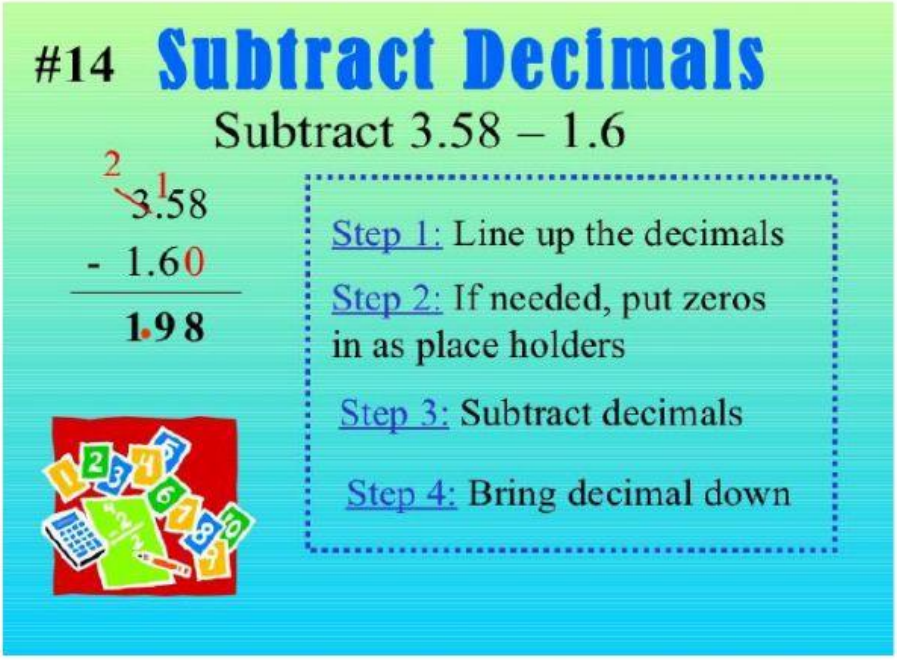

In this lesson, we will subtract decimals to the hundredths using the standard algorithm.

Example:

5.09

- 1.337

Chapter 2: Lesson 6

Add and Subtract Decimals

Solve these problems. Remember, its always a good idea to estimate your answer first.

136.04 + 102.27 ⟶

$$\begin{array}{r} 136.04 \\ +\underline{102.27} \\ 238.31 \end{array}$$

Write in vertical column, aligning the decimal points.

Add each column, starting on right. Carry digits when needed.

2.37 - 0.031 ⟶

$$\begin{array}{r} {}^{6} \\ 2.37\cancel{0} \\ -\underline{0.031} \\ 2.339 \end{array}$$

Write in vertical column, aligning the decimal points.

Subtract each column, starting on right and working left. Borrow as needed.

Chapter 3: Lesson 1

Multiply Greater numbers by powers of 10

As we multiply, the numbers get larger!

The exponent tells us how many zeros we need.

$8 \times 10^1 = 80$

$8 \times 10^2 = 800$

$8 \times 10^3 = 8{,}000$

In this lesson, we will use place-value understandings and patterns to mentally multiply whole numbers and power of 10

Example:

Find each product:

1) $102 \times 10^4 =$ _____

2) $3{,}510 \times 10^0 =$ _____

3) $54 \times 10^2 =$ _____