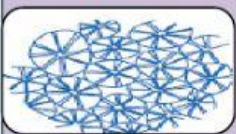
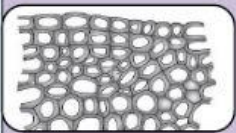

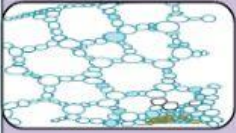


Organization of Tissues - Permanent Tissues

2

Match the following tissues with their names



Sclerids

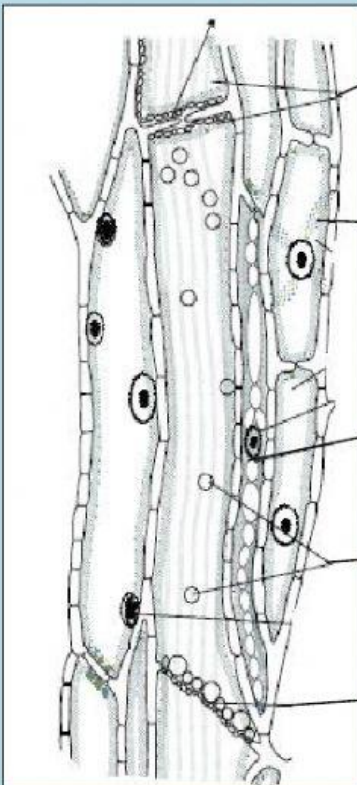
Chlorenchyma

Parenchyma

Aerenchyma

Collenchyma

Match the parts of the given Phloem Tissue correctly



Sieve plate

Companion cell

Sieve tube plastids

Sieve elements

Phloem parenchyma