

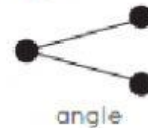

WORKSHEET-1

CLASS – V - MATHS

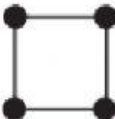
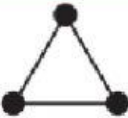


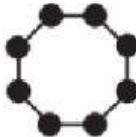
CHAP-2 -SHAPES AND ANGLES

Endpoints, Line Segments and Angles

Most shapes have endpoints, line segments and angles.



Finish the chart by counting the endpoints, line segments and angles.

Shape		Number of Endpoints	Number of Line Segments	Number of Angles
	square			
	triangle			
	rectangle			
	diamond			
	octagon			

WORKSHEET-2

CHAP-2-SHAPES AND ANGLES

**MARK THE RIGHT ANGLES IN THE
GIVEN SHAPE BELOW**

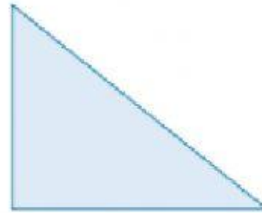
Identifying Right Angles on Shapes

Label any right angles on the following shapes.
Use the corner of your ruler to check.

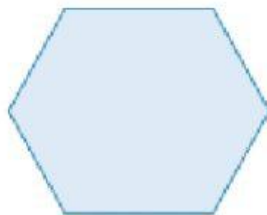
a)



b)




c)



d)



e)



f)

